

EnPak[®] A30

Issued Feb. 2021 • Index No. ED/15.0

Gas or Diesel Engine-Driven
Air Compressor/Generator/
Battery Charge/Crank Assist/Welder



Quick Specs

Processes

DC stick (SMAW)
MIG (GMAW)
Aluminum MIG (GMAW)
Flux-cored (FCAW)
DC TIG (GTAW)

Air Compressor

30 cfm at 120–175 psi,
100% duty cycle

Generator Power

8,000 watts peak
6,500 watts continuous

Battery Charge 12/24 V, 100 A

Crank Assist 12/24 V, 300 A

Output Range DC stick: 30–210 A
MIG/flux-cored: 15–25 V, 210 A
DC TIG: 30–210 A

For work-truck operators looking to consolidate or improve reliability of their power equipment, the EnPak A30 is a quiet, fuel-efficient all-in-one that maintains power capabilities in a compact lightweight footprint, and is backed by the industry-leading reliability and performance customers expect. Available in both gas and diesel models.



Air compressor



Generator power



Battery charge/crank assist



Welder with multiprocess capabilities



Auto-Speed™ technology



Auto start/stop



Chassis power



CAN bus connectivity



Compact design



Weld/battery output panel



Optional auxiliary power panel

Maximize available payload. Reduce weight by up to 600 pounds and increase available payload by up to 24 cubic feet.

Reduce fuel consumption. Minimize fuel costs by reducing truck engine idle time by as much as 75 percent or if you have a separate engine-driven compressor by only operating one engine.

Minimize operating costs. Potentially save more than \$50,000 over ten years from increased fuel efficiency, decreased maintenance costs, and increased asset life.

Professional appearance. The components of the EnPak A30 are concealed within a durable environment-resistant precision-engineered enclosure.



Welder/generator/air compressor/battery charger is warranted for three years, parts and labor. Engine is warranted separately by the engine manufacturer.



Miller Electric Mfg. LLC
An ITW Welding Company
1635 West Spencer Street
P.O. Box 1079
Appleton, WI 54912-1079 USA

Equipment Sales US and Canada
Phone: 866-931-9730
FAX: 800-637-2315
International Phone: 920-735-4554
International FAX: 920-735-4125

MillerWelds.com
f t y i n



EnPak® A30 Features



Air compressor

The EnPak A30 features a 30-cfm rotary-screw compressor that can power virtually any air tool, including most 3/4-inch impact wrenches. The rotary-screw compressor provides air on demand and is more reliable.

The EnPak A30 provides 20 cfm of air output at idle and 30 cfm at full speed.



Generator power

The EnPak A30 provides a 6,500-watt generator that can handle most jobsite electrical needs — electrical tools, lights, and more.

The optional auxiliary power panel provides two 120-volt duplex receptacles and one 240-volt receptacle with 60 Hz current.



Battery charge/crank assist

The EnPak A30 produces up to 100 amps of DC current to quickly charge 12- and 24-volt batteries. Jobsite equipment with weak batteries can get up to 300 amps of crank assist.



Welder with multiprocess capabilities

The EnPak A30 provides multiprocess weld capabilities with 210 amps of output (100 amps while idling) so technicians are prepared for each welding job they encounter in the field.



Auto-Speed™ technology

Advanced Auto-Speed technology automatically adjusts engine speed from 2,400–3,600 rpm to match compressed air, battery charge and weld demands — reducing fuel consumption, maintenance costs and noise for a safer, more efficient jobsite.



Auto start/stop

Auto start/stop automatically turns the EnPak engine on and off based on demand, reducing fuel consumption and noise — which enhances safety and improves the work environment.



Chassis power

Integrated into the truck battery, chassis power monitors the battery and automatically charges it as needed. Technicians can turn off their truck without worrying about jobsite tools draining the battery — leaving them stranded.



CAN bus connectivity

Allows the EnPak A30 to connect to a telematics system so you can monitor engine data, machine loads and usage. Track service intervals, schedule maintenance proactively and improve diagnostics of your EnPak power system.

Function and Benefit Guide

- Air compressor switch.** Turns the air compressor on/off. Air use determines engine speed.
- Battery charge/weld switch.** The charge position allows chassis power or battery charge and crank assist, selectable between 12 volt or 24 volt at the process control switch. The weld position puts unit in weld mode.
- Process control switch.** Process switch works in conjunction with Charge/Weld switch. Use switch to select weld process or battery charge process.
- Setup light** illuminates when in Service Menu.
- Battery charge/crank assist receptacle** for connection to battery charge/crank assist (12 or 24 volt).
- Weld output receptacles (Tweco®-style).**
- Menu display and arc control indicator lights**
- Maintenance indicator lights.** When illuminated, lights indicate when either engine or compressor is due for oil change.
- Engine control switch** is used to start and stop the engine, and select between auto start/stop or Auto-Speed™. In auto start/stop position engine turns on and off based on demand. In Auto-Speed™ position engine runs at speed determined by load demand.
- Glow plug light (diesel only)** illuminates when the engine glow plugs are energized.



- USB port** allows software updates from a USB drive. A summary file of recorded data from the unit will be saved to a USB drive that is inserted.
- Pushbutton main control knob** used for adjusting amperage/voltage, adjusting arc control, and accessing the service menu.
- Optional 120 V receptacles w/circuit breakers and 240 V receptacle**
Note: For matching 50 A plug, order 119172.

Specifications (Subject to change without notice.)



Compressor Brand and Warranty	Features	Free Air Delivery at 3,600 rpm	Working Pressure	Duty Cycle	Oil Capacity	Automatic Compressor Shutdowns
Rotorcomp, covered under the Miller® 3-year warranty	Rotary screw with electric clutch for on/off, oil change intervals 500 hours	30 cfm (0.85 m³/min.)	80–175 psig	100%	2 qt. (1.89 L)	High pressure (200 psi), high temperature

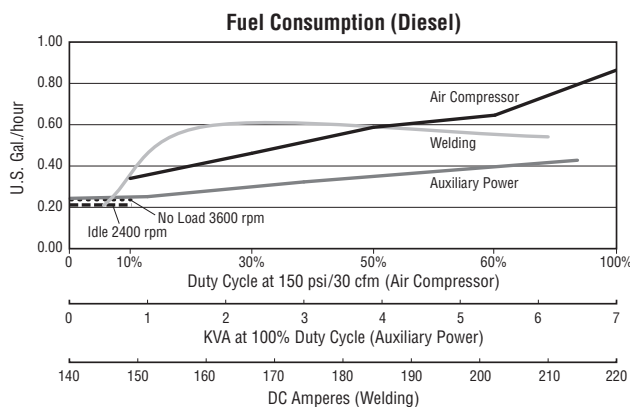
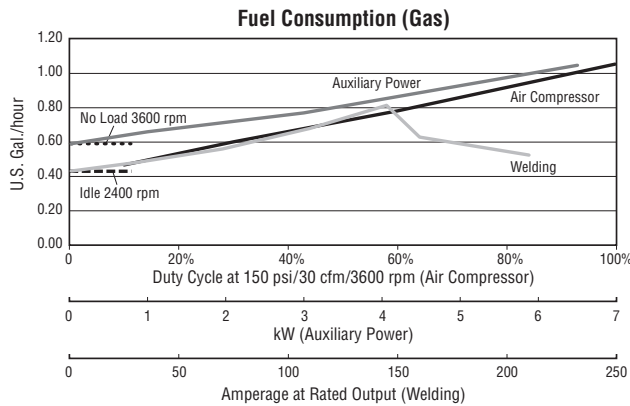
Process	Output Ranges	Rated Output at 104°F (40°C)*	Single-Phase Generator Power	Sound Levels at 7 m (23 ft.)	Dimensions	Net Weight**
Chassis power	12 V	100 A	Peak: 8,000 watts Continuous: 6,500 watts	Idle: 66 dB (gas) 67 dB (diesel) High speed: 72 dB (no load) 73 dB (loaded)	Machine H: 28 in. (711 mm) W: 20 in. (508 mm) D: 47 in. (1,192 mm) Main Control Panel H: 5.5 in. (13.9 mm) W: 16.2 in. (41.1 mm) D: 3.2 in. (8.1 mm)	Gas 530 lb. (240 kg) Diesel 624 lb. (283 kg)
Battery charge/crank assist	12/24 V	Charge: 100 A, Crank assist: 300 A				
DC stick/TIG	30–210 A	120 A at 25 V, 100% duty cycle 140 A at 26 V, 60% duty cycle 210 A at 28 V, 20% duty cycle				
MIG/FCAW	30–210 A	120 A at 20 V, 100% duty cycle 140 A at 21 V, 60% duty cycle 210 A at 25 V, 20% duty cycle				

*Rated at sea level. **Net weight without fuel, with standard remote panels. Certified by Canadian Standards Association to both the Canadian and U.S. Standards.

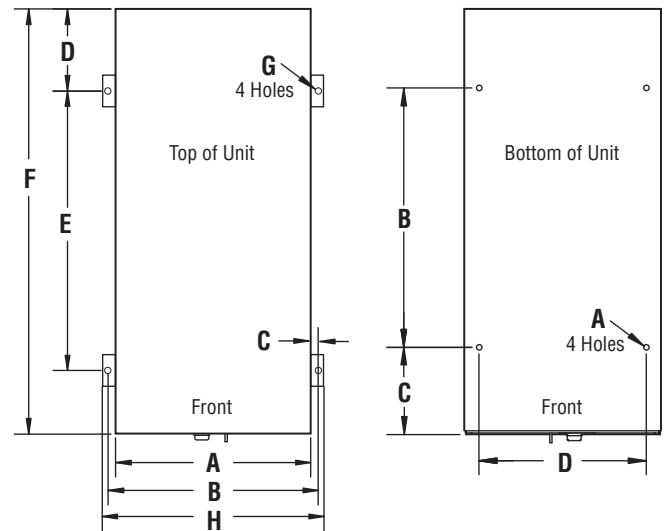
Engine Specifications (Engines warranted separately by the engine manufacturer.)

EnPak A30 Model	Engine Brand and Warranty	Horsepower (HP)	Type	Power Speed	Idle Speed	Fuel Capacity	Oil Capacity	Standard Shutdowns
Gas	Kohler EFI ECH730, 3-year warranty	23 hp at 3,600 rpm	Twin-cylinder, four-cycle overhead valve, industrial air-cooled, gasoline (EFI) with ETB (electronic throttle body)	3,600 rpm	2,400 rpm	7 gal. (26.5 L)	2.0 qt. (1.9 L)	Low oil pressure
Diesel	Kubota D722, 3-year warranty	19 hp at 3,600 rpm	Three-cylinder, industrial liquid-cooled diesel with 60-amp alternator and electronic governor. Engine block heater standard	3,600 rpm	2,400 rpm	Chassis integrated	3.4 qt. (3.2 L)	Low oil pressure, high coolant temperature

Performance Data



Mounting Specifications



- External Mounting**
- A. 20 in. (508 mm)
 - B. 21.77 in. (553 mm)
 - C. 0.88 in. (22 mm)
 - D. 8.21 in. (209 mm)
 - E. 29.86 in. (758 mm)
 - F. 44.61 in. (1,133 mm)
 - G. 9/16 in. (14 mm) diameter
 - H. 22.73 in. (577 mm)

- Internal Mounting**
- A. 0.5 in. (12.7 mm) diameter
 - B. 27.48 in. (698 mm)
 - C. 9.38 in. (238 mm)
 - D. 17 in. (432 mm)



For truck installation information, visit MillerWelds.com/truck

Genuine Miller® Options and Accessories

Auxiliary Power Remote Panel 301511 Field
30 ft. (9 m) cabling. Includes two 120-volt duplex GFCI receptacles with 20-amp circuit breakers and one 240-volt receptacle.

Air Dryer Kit 301488 Field
Cools and removes moisture from the air supply. Designed for use above 32°F (0°C). Bypass in colder temperatures.

Air Compressor Oil Heater 301448 Field
For use in ambient temperatures less than 10°F (-10°C).

Diesel Fuel Heater/Cold Weather Kit 301538 Field



Full KVA Adapter Cord 300517 Field

NEMA 14-50P to NEMA 6-50R. Adapts engine drive 120/240 V plug to common Millermatic® and Spectrum® 240 V plug.



Full KVA Plug Kit 119172 Field
120/240 V, 50 A plug (NEMA 14-50P) to fit full KVA receptacle.

Battery Charge/Jump Cables with Plug 300422 Field 25 ft. (7.6 m)

Air Compressor Service Kit 275644 Field
Includes oil filter, air filter, oil separator and compressor oil.

Engine Filter Kits Field

284119 Gas

284101 Diesel

Protective Covers

301543 For gas models

301544 For diesel models

Heavy-duty covers protect the finish of welder.

2/O Weld Cable Sets 301566

350 amps, 100 percent duty cycle. 50-foot (15.2 m) cables with Tweco®-style male connector and either an electrode holder or work clamp.

2/O Weld Cables

195457 Cable with electrode holder

195458 Cable with work clamp

400 amps, 100 percent duty cycle. 10-foot (3 m) cable with Tweco®-style male connector and either an electrode holder or work clamp. Each includes a stud/Tweco® adapter.

2/O Weld Cable Extension 195456

50-foot (15 m) cable extends weld cables 195457 and 195458. Two needed for a complete set.

Tweco®-Style Connector 191981

Male Tweco-style plug.

Spoolmatic® 30A Spool Gun 130831

Rated at 200 amps, 100 percent duty cycle with 30-foot (9 m) cable.

Spoolmate™ 200 Spool Gun 300497

Rated at 160 amps, 60 percent duty cycle with 20-foot (6 m) cable.

Extension Hose and Cable Kit 132228

25 ft. (7.6 m). For Spoolmatic 30A and Spoolmate 200 spool guns.

Flow Gauge Regulator 234263

0–50 scfh, argon/CO₂

ArcReach® SuitCase® 8 and 12 Wire Feeders

Portable feeders designed to run off arc voltage.

Spectrum® 375 X-TREME™ Plasma Cutter 907529

Complete with protective X-CASE™.

Ordering Information

Equipment	Stock No.	Description	Qty.	Price
EnPak® A30 Gas	907772	Kohler gas engine		
EnPak® A30 Diesel	907759	Kubota diesel engine		
EnPak® A30 Diesel Cold Weather Package	907759001	Kubota diesel engine. Includes factory-installed diesel fuel heater/cold weather kit and air compressor oil heater		
Field Options				
Auxiliary Power Remote Panel	301511			
Air Dryer Kit	301488			
Air Compressor Oil Heater	301448			
Diesel Fuel Heater/Cold Weather Kit	301538			
Full KVA Adapter Cord	300517			
Full KVA Plug Kit	119172			
Battery Charge/Jump Cables with Plug	300422	25 ft. (7.6 m)		
Extension Cable for Main Remote Panel	301539	15 ft. (4.6 m)		
Air Compressor Service Kit	275644			
Engine Filter Kits		See above		
Auxiliary Fuel Pump Kit (Gas)	301598			
Accessories				
Ready To Work Accessory Kit	951858	Includes auxiliary power remote panel, battery charge/jump cables, and 50 ft. (15.2 m) weld cables with electrode holder and work clamp		
MIG Aluminum Accessory Kit	951881	Includes Spoolmate 200, regulator, and extension hose and cable kit		
Protective Covers		See above		
2/O Weld Cables		See above		
Spool Guns and Wire Feeders		See above		
Flow Gauge Regulator	234263	0–50 scfh, argon/CO ₂		

Date:

Total Quoted Price:

Distributed by:

