



READING

— NO BODY BETTER —

READY CAPS



STEEL COMMERCIAL CAP

**MADE FOR
MORE**

A product of the USA



Steel **READY CAPS**

2 HEIGHTS, 2 DOOR STYLES

Reading's steel Ready Caps are available in two different heights, include 4 exterior compartments, accessible from outside of the pickup truck, with either a flip-up rear door or two vertical barn doors.

Rear Flip-Up Door

- 25" or 33" heights available
- T-Handle Latch
- Nitrogen Gas Struts
- Window on Flip-up Rear Door

Rear Vertical Barn Doors

- 25" or 33" heights available
- Stainless Steel Paddle Latch on Rear Door
- Nitrogen Gas Struts
- Window on Both Vertical Rear Doors

DESIGNED TO FIT 8' PICKUP BEDS

Ford: 2015 - Current Model Year - F150
2017 - Current Model Year - F250 thru F-450

RAM: 2009 - Current Model Year - Series 1500 thru 3500
(Does not include RAM 2500 Diesel models)

GM: 2014 - 2018 - Series 1500 thru 3500

STANDARD FEATURES

Powder-Coated Finish

Resistant to corrosion, chemicals, humidity, scratches, chips and impact.

Flip-Up Side Compartment Doors

- Stainless Steel T-Handle Locks
- Nitrogen Gas Struts
- Furnished with 1 galvanized steel shelf that can be used in any of the 4 compartments



Stainless Steel T-Handle Locks

- Three-points of locking contact
- Bolt-on recessed pan for maximum security
- Rust-resistant with no exposed fasteners

Stainless Steel Bolt-On Block Hinges



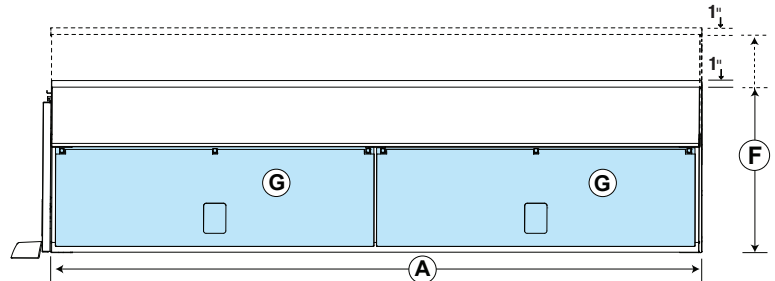
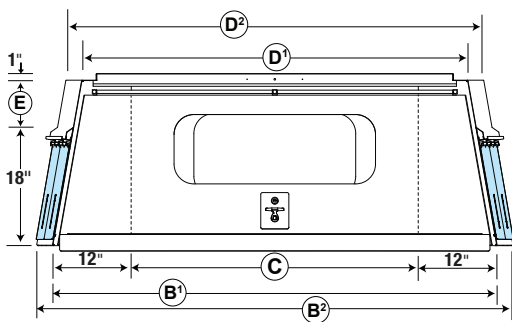
Window in Front of Bulkhead



**Optional dome light installed by upfitter*

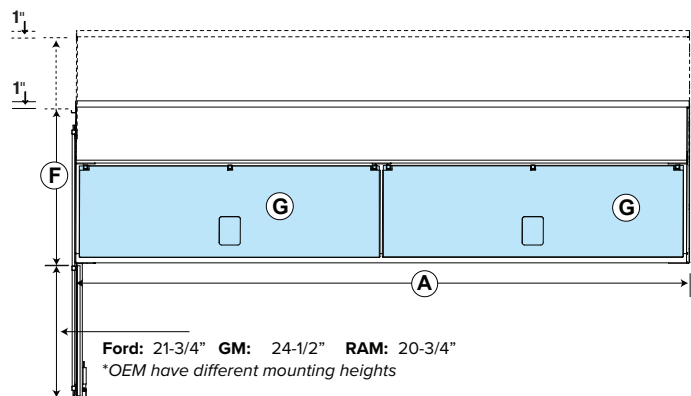
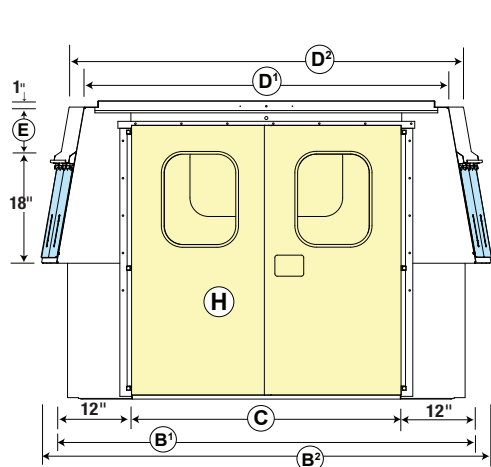
SPECIFICATIONS - FLIP-UP REAR DOOR

Model	Weight	A - Length	Overall width at bottom of cap		Clear Width opening at bottom of cap		Overall width at top of cap		E - bottom of fixed shelf to top (interior)	F - Side Height of cap	G - Clear Door Openings
			B1 - Rear	B2 - Front near cab	C1 - Rear	C2 -Front Near Cab	D1 - Rear	D2 -Front near Cab			
F-150 / F-250 F-350 / F-450 1500 Series 2500, 3500 Series	450 lbs.	98.5"	67-1/4"	72"	43"	48"	58-1/2"	63-1/4"	7-1/8"	25"	12" x 44-3/4"
F-150 / F-250 F-350 / F-450 1500 Series 2500, 3500 Series	475 lbs.	98.5"	68-1/2"	72"	44-1/2"	48"	57"	60-1/4"	15"	33"	12" x 44-3/4"



SPECIFICATIONS - REAR BARN DOORS

Model	Weight	A - Length	Overall width at bottom of cap		Clear Width opening at bottom of cap		Overall width at top of cap		E - bottom of fixed shelf to top (interior)	F - Side Height of cap	G - Clear Door Openings	H - Clear Rear Door Opening
			B1 - Rear	B2 - Front near cab	C1 - Rear	C2 -Front Near Cab	D1 - Rear	D2 -Front near Cab				
F-150 / F-250 F-350 / F-450 1500 Series 2500, 3500 Series	450 lbs.	98.5"	67-1/4"	72"	43"	48"	58-1/2"	63-1/4"	7-1/8"	25"	12" x 44-3/4"	41-1/4" x 43"
F-150 / F-250 F-350 / F-450 1500 Series 2500, 3500 Series	475 lbs.	98.5"	68-1/2"	72"	44-1/2"	48"	57"	60-1/4"	15"	33"	12" x 44-3/4"	41-1/4" x 43"



MADE FOR MORE

At Reading Truck, our work is our life. And we know it's yours, too. That's why our truck bodies have always been made with your work in mind. We created the first all-aluminum truck body over 35 years ago, and continue to make innovation a priority in every durable, worry-free design we create. Our customers put our products to work in some of the harshest environments and toughest sites imaginable. They know the difference is in the Reading details: better hinges, lighter aluminum frames, and easier opening latches. These details make our truck bodies unlike any other. They're made to handle bigger payloads, extra miles, and harder work. Reading Truck. Made for more.



CLASS-LEADING WARRANTY

Your truck is the heart of your business. When it doesn't perform, you can't perform. That's why we back our work truck bodies with the best warranties in the business. To ensure that you get fast service when you need it, be sure to register your Reading truck body within 30 days of purchase and contact us anytime with any concerns you may have.



— NO BODY BETTER —

CORPORATE HEADQUARTERS:

825 E. Wyomissing Blvd.
Reading, PA 19611

READINGBODY.COM

Sold and Serviced Locally by



© 2018 Reading Truck Group. All rights reserved.

Version Number RTG18-RDCAP-06



All dimensions subject to plus or minus tolerance of 1/4" and all dimensions and specifications are subject to change without notice. Some items displayed in photographs are optional. Aluma-Fill, Aluma-Chock, Dual-Pro, Extend-A-Shelf, Grip-'n-Glide, Latch-Matic, Marauder, Reading, Redi-Dek, Spacemaker, Tool-Mates, and TUFF STUFF are registered trademarks of Reading Truck Group, LLC in the United States and some foreign countries.