

# UBLights

Lighting & Safety Products

WORK LAMPS • LED LAMPS • INCANDESCENT LAMPS •  
MIRRORS • ACCESSORIES

**Safe**  
**Reliable**  
**Value**

**GO GREEN!**  
**BE SEEN!**



[facebook.com/UBLights](https://facebook.com/UBLights)

[www.ublights.com](http://www.ublights.com)

[info@ublights.com](mailto:info@ublights.com)

708.957.7311



# UBLights

Lighting & Safety Products



*“We appreciate the opportunity of earning your business!”*

**GO GREEN!**





















**Table Of Contents****Tabla de Contenidos**




<b>Quick Index</b>	<b>Indice Rapido Foto de Referencia</b>	<b>Page No.</b>
Picture Reference. . . . .	Référence en photos . . . . .	2 - 5
<b>Work Lamps</b>	<b>Luces de Trabajo</b>	<b>Page No.</b>
Rubber-Like Work Lamps . . . . .	Hule para Lampara . . . . .	6 - 8
Steel Housing Work Lamps . . . . .	Carcasa de Acero Para Lampara . . . . .	9 - 14
HID Work Lamps . . . . .	Descarga de Alta Intensidad para Lamparas . . . . .	15
Halogen Work Lamps . . . . .	Luz de Alogeno . . . . .	16 - 17
Sealed Beam Lamps . . . . .	Lampara para "Sealed Beam" . . . . .	18 - 19
<b>LED Lamps</b>	<b>Lamparas LED</b>	<b>Page No.</b>
LED Stop/Turn/Tail/Back Up Lamps . . . . .	Lampara de Alto,Giro,Cola,Altras LED . . . . .	20 - 30
LED Trailer & Utility Trailer Lamps . . . . .	Lampara para Trailer LED . . . . .	31 - 32
LED Fender Mount Lamps . . . . .	Protector para Lampara LED . . . . .	33
LED Clearance Marker Lamps . . . . .	Indicador de Espacio LED . . . . .	34 - 43
LED License Lamps . . . . .	Luz de Placa LED . . . . .	44
LED Utility/Dome Lamps . . . . .	Lampara de Cabina LED . . . . .	44
LED Warning Lamps . . . . .	Lampara de Advertencia LED . . . . .	45
LED Bulbs . . . . .	Bombillos LED . . . . .	45
LED Trailer Modules . . . . .	Modulos de Trailer LED . . . . .	46 - 48
LED Tow Lights . . . . .	Luces de Seguridad para Remolque . . . . .	48 - 49
LED Light Bars . . . . .	Barras de Luz con bombillo LED . . . . .	49
<b>Incandescent Lamps</b>	<b>Lamparas Incandescentes</b>	<b>Page No.</b>
Stop/Turn/Tail/Back Up Lamps . . . . .	Lampara de Alto,Giro,Cola, Atras . . . . .	50 - 54
Trailer & Utility Trailer Lamps . . . . .	Lampara para Trailer . . . . .	55 - 57
Fender Mount Lamps . . . . .	Protector para Lampara . . . . .	58 - 60
Clearance Marker Lamps . . . . .	Indicador de Espacio . . . . .	61 - 69
License Lamps . . . . .	Luz de Placa . . . . .	70 - 71
Utility/Dome Lamps . . . . .	Lampara de Cabina . . . . .	72 - 75
Trailer Modules . . . . .	Modules de Trailer . . . . .	76
Tow Lights . . . . .	Luces de Remolque . . . . .	77
Light Bars . . . . .	Barras de Luz . . . . .	78
Bulbs . . . . .	Bombillos . . . . .	79
<b>Mirrors</b>	<b>Espejos</b>	<b>Page No.</b>
Convex Mirrors . . . . .	Espejos Convexos . . . . .	80 - 81
West Coast Mirrors . . . . .	Espejos "West Coast" . . . . .	82 - 83
Blind Spot Mirrors . . . . .	Espejos para Punto Ciego . . . . .	84
<b>Accessories</b>	<b>Accesorios</b>	<b>Page No.</b>
Reflectors . . . . .	Reflectores . . . . .	85 - 86
Branch Deflectors . . . . .	Deflectores de Apoyo . . . . .	86
Base Mounts . . . . .	Marco de Base . . . . .	87
Bezels . . . . .	Biseles . . . . .	88
Flanges . . . . .	Bridas . . . . .	89 - 90
Grommets . . . . .	Hules . . . . .	90 - 91
Mounting Brackets . . . . .	Platinas para Montajes . . . . .	92
Pigtails . . . . .	Conectores . . . . .	93
Wire Harnesses . . . . .	Arnes de Cableado . . . . .	94
Electrical Accessories . . . . .	Accesorios Electricos . . . . .	95
Miscellaneous . . . . .	Varios . . . . .	95
<b>Other Information &amp; Reference</b>	<b>Otra Informacion y Referencia</b>	<b>Page No.</b>
SAE Lighting Identification Code . . . . .	Codigo de Identificacion SAE para Luces . . . . .	96
Competitors' Cross Over . . . . .	Referencia cruzada del Competidor . . . . .	97 - 100
Part Number Index . . . . .	Indice de Numero de Parte . . . . .	101 - 104

Work Lamps				Luces de Trabajo		
						
Rubber Lamps	Rubber Lamps	Black Steel Lamps	Chrome Steel Lamp	Rear Stud Steel Lamps	Blue Steel Lamps	Grey Steel Lamps
Pg. 6 - 8	Pg. 8	Pg. 9, 10, 12 & 13	Pg. 10, 11 & 13	Pg. 11 -12	Pg. 13 - 14	Pg. 14
						
LED Work Lamps	HID Lamps	HID Lamps	Double Halogen Lamps	Mini Lamps	Square Lamps	3"x5" Lamps
Pg. 14	Pg. 15	Pg. 15	Pg. 16	Pg. 16	Pg. 16	Pg. 17
						
Sealed Beam Lamps	Seal Beam Lamps	Sealed Beam Lamps	Sealed Beam Lamps			
Pg. 17	Pg. 18-19	Pg. 18-19	Pg. 18-19			

LED Lamps				Lamparas LED		
						
Oval Lamps	Mid-Turn Lamp	4" Lamps w/ Reflective Flange	4" Lamps w/ Security Flange	4" Lamps	4"x6" Lamps	7" Bus Lamps
Pg. 20 - 22	Pg. 22	Pg. 23	Pg. 23 - 27	Pg. 23 - 28	Pg. 29	Pg. 30
						
Combination Lamp	Slim Line Trailer Bar	Trailer Lamps	Trailer Lamps	Trailer Lamps	Trailer Lamps	Trailer Lamps
Pg. 30	Pg. 30	Pg. 31	Pg. 31	Pg. 32	Pg. 32	Pg. 32
						
Round Fender Mount Lamp	Square Fender Mount Lamps	Square Fender Mount Lamps	Clearance Marker Lamps	Slim Line Lamps	Turtle Back Lamps	1"x2" Lamps
Pg. 33	Pg. 33	Pg. 33	Pg. 34	Pg. 34	Pg. 34	Pg. 35



LED Lamps						Lamparas LED
						
1"x4" Lamps	Bullseye Lamps	2" Lamps	2" Beehive Lamps	2.5" Lamps	2.5" Beehive Lamps	Slim Line Light Bar
Pg. 35	Pg. 35	Pg. 36 - 38	Pg. 38 - 39	Pg. 39 - 42	Pg. 42 - 43	Pg. 43 & 49
						
License Lamps	Utility/Dome Lamp	Utility/Dome Lamp	Utility/Dome Lamp	Utility/Dome Lamp	Warning Lamp	Warning Lamp
Pg. 44	Pg. 44	Pg. 44	Pg. 44	Pg. 44	Pg. 45	Pg. 45
						
LED Bulbs	Trailer Modules	Trailer Modules	Tow Lights	Tow Lights	Light Bars	
Pg. 45	Pg. 46 - 47	Pg. 47 - 48	Pg. 48	Pg. 49	Pg. 49	

Incandescent Lamps						Lamparas Incandescentes
						
Oval Lamps	Mid Turn Lamps	4" Lamps	4" Reflective Lamps	4"x6" Lamps	Rubber Pot Lamps	Steel Pot Lamps
Pg. 50	Pg. 50 - 51	Pg. 51	Pg. 52	Pg. 53	Pg. 53	Pg. 54
						
Combination Lamp	Flush Mount Lamp	Trailer Lamps	Trailer Lamps	Trailer Lamps	Trailer Lamps	Round Fender Mount Lamps
Pg. 54	Pg. 54	Pg. 55	Pg. 55	Pg. 56	Pg. 57	Pg. 58 - 60
						
Round Fender Mount Lamps	Square Fender Mount Lamps	1"x2" Lamps	1"x4" Lamps	2" Lamps	2.5" Lamps	2.5" Reflective Lamps
Pg. 59	Pg. 60	Pg. 61	Pg. 61	Pg. 62	Pg. 63	Pg. 64

Incandescent Lamps				Lamparas Incandescentes		
						
Triangular Lamps	Mini Lamps	Thinline Lamps	Chrome Bezel Lamps	Lamps w/ Chrome Guard	Bullseye Lamps	Oval Lamps
Pg. 65	Pg. 65	Pg. 65	Pg. 66	Pg. 66	Pg. 66 - 67	Pg. 67
						
Low Profile Lamps	Turn Signal Lamps	Stud Mount Lamps	Low Profile Lamps	Cab Marker Lamps	Cab Marker Lamps	Cab Marker Lamps
Pg. 67	Pg. 68	Pg. 68	Pg. 68	Pg. 69	Pg. 69	Pg. 69
						
License Lamp	License Lamp	License Lamp	License Lamp	License Lamp	License Plate Holders	Utility/Dome Lamps
Pg. 70	Pg. 70	Pg. 70	Pg. 70 - 71	Pg. 71	Pg. 71	Pg. 72
						
Utility/Dome Lamps	Utility/Dome Lamp	Utility/Dome Lamp	Utility/Dome Lamp	Gray Steel Dome Lamps	Chrome Steel Dome Lamp	Trailer Module
Pg. 73 - 74	Pg. 74	Pg. 74	Pg. 75	Pg. 75	Pg. 75	Pg. 76
						
Trailer Module	Tow Light	Tow Light	Tow Light	Tow Light	Light Bars	Bulbs
Pg. 76	Pg. 77	Pg. 77	Pg. 77	Pg. 77	Pg. 78	Pg. 79

Mirrors					Espejos	
						
Convex Mirrors	Convex Mirrors	Convex Mirror Arms	Cowling Mount	Tripod Fender Mount	OE Style West Coast Mirrors	Split Mirror
Pg. 80 - 81	Pg. 80	Pg. 81	Pg. 81	Pg. 81	Pg. 82	Pg. 82



Mirrors						Espejos
						
West Coast Mirrors	Mirror Arm Assembly	Split Mirror Set	Bus Mirror	Blind Spot Mirrors	Blind Spot Mirrors	
Pg. 82 - 83	Pg. 83	Pg. 83	Pg. 83	Pg. 84	Pg. 84	

Accessories						Accesorios
						
Reflectors	Reflectors	Reflectors	Branch Deflectors	Base Mounts	Chrome Bezels	Oval Bezels
Pg. 85	Pg. 85 - 86	Pg. 86	Pg. 86	Pg. 87	Pg. 88	Pg. 88
						
ABS Flanges	ABS Flanges	Stainless Steel Flange	Stainless Steel Security Flange	Stainless Steel Flange	Grommets	Grommets
Pg. 89	Pg. 89	Pg. 90	Pg. 90	Pg. 89	Pg. 90	Pg. 90 - 91
						
Grommets	Grommets	Mounting Bracket	Mounting Bracket	Mounting Bracket	Mounting Bracket	Mounting Bracket
Pg. 91	Pg. 91	Pg. 92	Pg. 92	Pg. 92	Pg. 92	Pg. 92
						
Pigtails	Trailer Wire Harness	Trailer Wire Harnesses	Trailer Wire Harnesses	Trunk Wire Harnesses	Trailer Module Wire Harnesses	Junction Box
Pg. 93	Pg. 94	Pg. 94	Pg. 94	Pg. 94	Pg. 94	Pg. 95
						
Compression Fittings	Magnet	Power Adaptor				
Pg. 95	Pg. 95	Pg. 95				

Work lamp housings are made from high impact synthetic rubber-like resin. These have the feel and shock absorbing characteristics of rubber but are UV resistant (color will not fade or crack) and stands up to road contaminants that deteriorate rubber lamp housings. Mounting hardware is steel with zinc plating. By changing industry standard sealed beams, each model is available in standard or halogen as work, fog or spot lamp in 6, 12 or 24 Volts.

## Par 36 (5'') Lamps



AG5000

### Housing Only. Adjustable U-Shape Mounting Bracket.

	Type	Pkg
<b>AG5000</b>	Housing Only - Slide On Terminal	Bulk
<b>AG5001</b>	Housing Only - Fork Terminal	Bulk
<b>AG5050</b>	Recessed Housing Only	Bulk
<b>AGH5000</b>	Replacement U-Shape Mounting Bracket & Hardware	Bulk

### Lamp Assembly - Sealed Beam Lamp & Housing.

	Lamp Dimension : 4-7/8" Dia. x 5-7/8" H x 3" D				Stud Size : 5/16"
	Sealed Beam	Pattern	Watts	CP	
<b>6V Lamp</b>					
<b>AX4511</b>	4511	Trap/Work	30	2,300	Bulk
<b>12V Lamps</b>					
<b>AX4411</b>	4411	Trap/Work	35	3,000	Bulk
<b>AX4411B</b>	4411B	Bright White Flood	35	3,000	Bulk
<b>AX4415</b>	4415	Fog	35	9,000	Bulk
<b>AX4415A</b>	4415A	Yellow Fog	35	7,000	Bulk
<b>AX4416</b>	4416	Spot	30	35,000	Bulk
<b>AX4509</b>	4509	Spot	100	110,000	Bulk
<b>AX7400</b>	7400	Spot	35	33,000	Bulk
<b>AX7606H</b>	H7606	Halogen Flood	50	1,000	Bulk
<b>AX7610H</b>	H7610	Halogen Trap/Work	50	5,200	Bulk
<b>24V Lamp</b>					
<b>AX4589</b>	4589	Flood	50	5,000	Bulk



AX4411

### Lamp Assembly - Replaceable H3 Bulb Sealed Beam Type Lamp & Housing.

	Lamp Dimension : 4-7/8" Dia. x 5-7/8" H x 3" D			Stud Size : 5/16"
	Bulb	Pattern	Watts	
<b>12V Lamp</b>				
<b>AX5535</b>	H3	Halogen Work	55	Bulk
<b>24V Lamp</b>				
<b>AX5535-24</b>	H3	Halogen Work	70	Bulk



AX4416

### Hooded Lamp Assembly - Sealed Beam Lamp & Housing.

	Lamp Dimension : 4-7/8" Dia. x 5-7/8" H x 3-1/2" D				Stud Size : 5/16"
	Sealed Beam	Pattern	Watts	CP	
<b>6V Lamp</b>					
<b>AXH4511</b>	4511	Trap/Work	30	2,300	Bulk
<b>12V Lamps</b>					
<b>AXH4411</b>	4411	Trap/Work	35	3,000	Bulk
<b>AXH4411B</b>	4411B	Bright White Flood	35	3,000	Bulk
<b>AXH4415</b>	4415	Fog	35	9,000	Bulk
<b>AXH4415A</b>	4415A	Yellow Fog	35	7,000	Bulk
<b>AXH4416</b>	4416	Spot	30	35,000	Bulk
<b>AXH4509</b>	4509	Spot	100	110,000	Bulk



AXH4411

See next page for more 12V & 24V lamps





Par 36 (5") Lamps

Hooded Lamp Assembly - Sealed Beam Lamp & Housing.					
Lamp Dimension : 4-7/8" Dia. x 5-7/8" H x 3-1/2" D Stud Size : 5/16"					
	Sealed Beam	Pattern	Watts	CP	Pkg
<b>12V Lamps (cont'd)</b>					
<b>AXH7400</b>	7400	Spot	35	33,000	Bulk
<b>AXH7606H</b>	H7606	Halogen Flood	50	1,000	Bulk
<b>AXH7610H</b>	H7610	Halogen Trap/Work	50	5,200	Bulk
<b>24V Lamp</b>					
<b>AXH4589</b>	4589	Flood	50	5,000	Bulk

Hooded Lamp Assembly - Replaceable H3 Bulb Sealed Beam Type Lamp & Housing.					
Lamp Dimension : 4-7/8" Dia. x 5-7/8" H x 3-1/2" D Stud Size : 5/16"					
	Bulb	Pattern	Watts	CP	Pkg
<b>12V Lamp</b>					
<b>AXH5535</b>	H3	Halogen Work	55		Bulk
<b>24V Lamp</b>					
<b>AXH5535-24</b>	H3	Halogen Work	70		Bulk



AXH5535

Magnetic Base Lamp Assembly - Sealed Beam Lamp, Housing & Power Supply Adaptor					
Lamp Dimension : 4-7/8" Dia. x 6-3/8" H x 3" D Stud Size : 5/16"					
	Sealed Beam	Pattern	Watts	CP	Pkg
<b>12V Lamps</b>					
<b>AXM4411-C</b>	4411	Trap/Work	35	3,000	Bulk
<b>AXM4416-C</b>	4416	Spot	30	35,000	Bulk



AXM4416-C

Par 46 (6") Lamps

Housing Only. Adjustable U-Shape Mounting Bracket.		
	Type	Pkg
<b>AG6000</b>	Housing Only - Fork Terminal	Bulk
<b>AG6000-3</b>	Housing Only - 3-Way Plug	Bulk
<b>AG6000-B</b>	Housing Only - Bullet Terminal	Bulk
<b>AG6000-F</b>	Housing Only - Flag Terminal	Bulk
<b>AGH6000</b>	Replacement U-Shape Mounting Bracket & Hardware	Bulk



AG6000

Lamp Assembly - Sealed Beam Lamp & Housing.					
Lamp Dimension : 6" Dia. x 7-1/4" H x 3-7/8" D Stud Size : 1/2"					
	Sealed Beam	Pattern	Watts	CP	Pkg
<b>6V Lamp</b>					
<b>AX4019</b>	4019	Trap/Work	30	1,200	Bulk
<b>12V Lamps</b>					
<b>AX4412</b>	4412	Fog	35	11,000	Bulk
<b>AX4412A</b>	4412A	Yellow Fog	35	8,800	Bulk
<b>AX4413</b>	4413	Trap/Work	35	1,100	Bulk
<b>AX4419</b>	4419	Trap/Work	35	1,600	Bulk
<b>AX4537-2</b>	4537-2	Spot	100	200,000	Bulk
<b>AX4636-3</b>	4636-3	Work	80	90,000	Bulk
<b>AX7609H</b>	H7609	Halogen Flood	50	2,200	Bulk



AX4419

See next page for more 12V & 24V lamps

Par 46 (6") Lamps



AX4570

Lamp Assembly - Sealed Beam Lamp & Housing.

Sealed Beam	Lamp Dimension : 6" Dia. x 7-1/4" H x 3-7/8" D				Stud Size : 1/2"
	Pattern	Watts	CP	Pkg	
<b>12V Lamps (cont'd)</b>					
<b>AX7635H</b>	H7635	Halogen Spot	50	160,000	Bulk
<b>AX7680H-HIR</b>	H7680HIR	Infrared Spot	80	275,000	Bulk
<b>24V Lamp</b>					
<b>AX4570</b>	4570	Work	150	32,000	Bulk



AX4419BU

Snow Plow Lamp Assembly - Coloured 4419 Sealed Beam Lamp & Housing.

Sealed Beam	Lamp Dimension : 6" Dia. x 7-1/4" H x 3-7/8" D				Stud Size : 1/2"
	Pattern	Watts	CP	Pkg	
<b>12V Lamps</b>					
<b>AX4419A</b>	Amber 4419	Work	35		Bulk
<b>AX4419BU</b>	Blue 4419	Work	35		Bulk
<b>AX4419R</b>	Red 4419	Work	35		Bulk



AX4419A



AX4419R

5" x 7" Lamps



AG5070

Housing Only

	Type	Pkg
<b>AG5070</b>	w/ Adjustable U-Shape Bracket & Fork Terminal	Bulk
<b>AG5070H</b>	w/ Swivel Post Mount & Fork Terminal	Bulk
<b>AG5070-F</b>	w/ Adjustable U-Shape Bracket & Flag Terminal	Bulk
<b>AGH5070</b>	Replacement U-Shape Mounting Bracket & Hardware	Bulk

Lamp Assembly - Sealed Beam Lamp & Housing w/ U-Shape Bracket.

Sealed Beam	Lamp Dimension : 7-3/8" L x 6-3/4" H x 5-1/8" D				Stud Size : 1/2"
	Pattern	Watts	CP	Pkg	
<b>12V Lamps</b>					
<b>AX4651</b>	4651	High Beam	50	SAE	Bulk
<b>AX4651H</b>	H4651	Halogen High Beam	50	SAE	Bulk
<b>AX4652</b>	4652	Hi Low Beam	40/60	SAE	Bulk
<b>AX7913H-HIR</b>	H7913HIR	Infrared Flood	65	4,000	Bulk
<b>AX7935H</b>	H7935	Halogen Spot	50	175,000	Bulk
<b>AX7935HB</b>	H7935B	Bright White Halogen Spot	50	165,000	Bulk
<b>24V Lamp</b>					
<b>AX7935H-24</b>	H7935	Halogen Spot	75	175,000	Bulk



AX4652

Lamp Assembly - Sealed Beam Lamp & Housing w/ Swivel Post Mount.

Sealed Beam	Lamp Dimension : 7-3/8" L x 6-3/4" H x 5-1/8" D				Stud Size : 1/2"
	Pattern	Watts	CP	Pkg	
<b>12V Lamp</b>					
<b>AX7935HP</b>	H7935	Halogen Spot	50	175,000	Bulk
<b>24V Lamp</b>					
<b>AX7935HP-24</b>	H7935	Halogen Spot	75	175,000	Bulk



AX7935HP



**Par 36 (5") Lamps**

Steel work lamp housings available in powder coated black enamel or chrome plated steel with or without switch. By changing industry standard sealed beams, each model is available in standard or halogen as a work, fog or spot lamp in 6, 12 or 24 Volts. Mounting hardware is zinc plated steel.

**Steel Housing Only. Adjustable Mounting Bracket.**

	Type	Pkg
<b>AG4050</b>	Black Enamel Steel Housing	Bulk
<b>AG4050S</b>	Black Enamel Steel Housing w/ Switch	Bulk
<b>AG4055</b>	Chrome Steel Housing	Bulk
<b>AG4055S</b>	Chrome Steel Housing w/ Switch	Bulk
<b>AG4500</b>	Rear Stud Mount Steel Housing w/ Rubber Grommet	Bulk



AG4050

**Black Enamel Steel Housing**

Mild steel powder coated housings with zinc plated hardware.

**Lamp Assembly - Sealed Beam Lamp & Black Enamel Steel Housing (AG4050).**

	Lamp Dimension : 4-3/4" Dia. x 6" H x 2-5/8" D				Stud Size : 5/16"
	Sealed Beam	Pattern	Watts	CP	
<b>6V Lamp</b>					
<b>AGB4511</b>	4511	Trap/Work	30	2,300	Bulk
<b>12V Lamps</b>					
<b>AGB4411</b>	4411	Trap/Work	35	3,000	Bulk
<b>AGB4411B</b>	4411B	Bright White Flood	35	3,000	Bulk
<b>AGB4415</b>	4415	Fog	35	9,000	Bulk
<b>AGB4415A</b>	4415A	Yellow Fog	35	7,000	Bulk
<b>AGB4416</b>	4416	Spot	30	35,000	Bulk
<b>AGB4509</b>	4509	Spot	100	110,000	Bulk
<b>AGB7400</b>	7400	Spot	35	33,000	Bulk
<b>AGB7606H</b>	H7606	Halogen Flood	50	1,000	Bulk
<b>AGB7610H</b>	H7610	Halogen Trap/Work	50	5,200	Bulk
<b>24V Lamp</b>					
<b>AGB4589</b>	4589	Trap/Work	50	5,000	Bulk



AGB4411

**Lamp Assembly w/ Switch - Sealed Beam Lamp & Black Enamel Steel Housing (AG4050S).**

	Lamp Dimension : 4-3/4" Dia. x 6" H x 2-5/8" D				Stud Size : 5/16"
	Sealed Beam	Pattern	Watts	CP	
<b>6V Lamp</b>					
<b>AGB4511S</b>	4511	Trap/Work	30	2,300	Bulk
<b>12V Lamps</b>					
<b>AGB4411S</b>	4411	Trap/Work	35	3,000	Bulk
<b>AGB4411BS</b>	4411B	Bright White Flood	35	3,000	Bulk
<b>AGB4415S</b>	4415	Fog	35	9,000	Bulk
<b>AGB4415AS</b>	4415A	Yellow Fog	35	7,000	Bulk
<b>AGB4416S</b>	4416	Spot	30	35,000	Bulk
<b>AGB4509S</b>	4509	Spot	100	110,000	Bulk
<b>AGB7400S</b>	7400	Spot	35	33,000	Bulk
<b>AGB7606HS</b>	H7606	Halogen Flood	50	1,000	Bulk
<b>AGB7610HS</b>	H7610	Halogen Trap/Work	50	5,200	Bulk
<b>24V Lamp</b>					
<b>AGB4589S</b>	4589	Trap/Work	50	5,000	Bulk



AGB4416S

Par 36 (5") Lamps

**Black Enamel Steel Housing**



AGB5535S

Lamp Assembly - Replaceable H3 Bulb Sealed Beam Type Lamp & Black Enamel Steel Housing (AG4050).

	Bulb	Lamp Dimension : 4-3/4" Dia. x 6" H x 2-5/8" D		Stud Size : 5/16"
		Pattern	Watts	
<b>12V Lamp</b> <b>AGB5535</b>	H3	Halogen Work	55	Bulk
<b>24V Lamp</b> <b>AGB5535-24</b>	H3	Halogen Work	70	Bulk

Lamp Assembly w/ Switch - Replaceable H3 Bulb Sealed Beam Type Lamp & Black Enamel Steel Housing (AG4050S).

	Bulb	Lamp Dimension : 4-3/4" Dia. x 6" H x 2-5/8" D		Stud Size : 5/16"
		Pattern	Watts	
<b>12V Lamp</b> <b>AGB5535S</b>	H3	Halogen Work	55	Bulk
<b>24V Lamp</b> <b>AGB5535-24S</b>	H3	Halogen Work	70	Bulk

**Chrome Steel Housing**

Mild steel chrome plated housings with zinc plated hardware.

Lamp Assembly - Sealed Beam Lamp & Chrome Steel Housing (AG4055).

	Sealed Beam	Lamp Dimension : 4-3/4" Dia. x 6" H x 2-5/8" D			Stud Size : 5/16"	
		Pattern	Watts	CP		Pkg
<b>6V Lamp</b> <b>AGC4511</b>	4511	Trap/Work	30	2,300	Bulk	
<b>12V Lamps</b>	<b>AGC4411</b>	Trap/Work	35	3,000	Bulk	
	<b>AGC4411B</b>	Bright White Flood	35	3,000	Bulk	
	<b>AGC4415</b>	Fog	35	9,000	Bulk	
	<b>AGC4415A</b>	Yellow Fog	35	7,000	Bulk	
	<b>AGC4416</b>	Spot	30	35,000	Bulk	
	<b>AGC4509</b>	Spot	100	110,000	Bulk	
	<b>AGC7400</b>	Spot	35	33,000	Bulk	
	<b>AGC7606H</b>	H7606	Halogen Flood	50	1,000	Bulk
	<b>AGC7610H</b>	H7610	Halogen Trap/Work	50	5,200	Bulk
<b>24V Lamp</b> <b>AGC4589</b>	4589	Trap/Work	50	5,000	Bulk	



AGC4411

Lamp Assembly w/ Switch - Sealed Beam Lamp & Chrome Steel Housing (AG4055S).

	Sealed Beam	Lamp Dimension : 4-3/4" Dia. x 6" H x 2-5/8" D			Stud Size : 5/16"
		Pattern	Watts	CP	
<b>6V Lamp</b> <b>AGC4511S</b>	4511	Trap/Work	30	2,300	Bulk
<b>12V Lamps</b>	<b>AGC4411S</b>	Trap/Work	35	3,000	Bulk
	<b>AGC4411BS</b>	Bright White Flood	35	3,000	Bulk



AGC4509

See next page for more 12V & 24V lamps



Par 36 (5") Lamps

Chrome Steel Housing

Lamp Assembly w/ Switch - Sealed Beam Lamp & Chrome Steel Housing (AG4055S).

	Sealed Beam	Lamp Dimension : 4-3/4" Dia. x 6" H x 2-5/8" D			Stud Size : 5/16"
		Pattern	Watts	CP	
<b>12V Lamps (cont'd)</b>					
<b>AGC4415S</b>	4415	Fog	35	9,000	Bulk
<b>AGC4415AS</b>	4415A	Yellow Fog	35	7,000	Bulk
<b>AGC4416S</b>	4416	Spot	30	35,000	Bulk
<b>AGC4509S</b>	4509	Spot	100	110,000	Bulk
<b>AGC7400S</b>	7400	Spot	35	33,000	Bulk
<b>AGC7606HS</b>	H7606	Halogen Flood	50	1,000	Bulk
<b>AGC7610HS</b>	H7610	Halogen Trap/Work	50	5,200	Bulk
<b>24V Lamp</b>					
<b>AGC4589S</b>	4589	Trap/Work	50	5,000	Bulk



AGC4416S

Lamp Assembly - Replaceable H3 Bulb Sealed Beam Type Lamp & Chrome Steel Housing (AG4055).

	Bulb	Lamp Dimension : 4-3/4" Dia. x 6" H x 2-5/8" D		Stud Size : 5/16"	
		Pattern	Watts		Pkg
<b>12V Lamp</b>					
<b>AGC5535</b>	H3	Halogen Work	55	Bulk	
<b>24V Lamp</b>					
<b>AGC5535-24</b>	H3	Halogen Work	70	Bulk	



AGC5535

Lamp Assembly w/ Switch - Replaceable H3 Bulb Sealed Beam Type Lamp & Chrome Steel Housing (AG4055S).

	Bulb	Lamp Dimension : 4-3/4" Dia. x 6" H x 2-5/8" D		Stud Size : 5/16"	
		Pattern	Watts		Pkg
<b>12V Lamp</b>					
<b>AGC5535S</b>	H3	Halogen Work	55	Bulk	
<b>24V Lamp</b>					
<b>AGC5535-24S</b>	H3	Halogen Work	70	Bulk	

Rear Stud Mount Steel Housing with Rubber Grommet

Mild steel powder coated housings with synthetic rubber grommet.

Lamp Assembly - Sealed Beam Lamp & Rear Stud Mount Steel Housing (AG4500).

	Sealed Beam	Lamp Dimension : 5-1/8" Dia. x 3-3/4" D			Stud Size : 1/2"
		Pattern	Watts	CP	
<b>6V Lamp</b>					
<b>AXB4511</b>	4511	Trap/Work	30	2,300	Bulk
<b>12V Lamps</b>					
<b>AXB4411</b>	4411	Trap/Work	35	3,000	Bulk
<b>AXB4411B</b>	4411B	Bright White Flood	35	3,000	Bulk
<b>AXB4415</b>	4415	Fog	35	9,000	Bulk
<b>AXB4415A</b>	4415A	Yellow Fog	35	7,000	Bulk
<b>AXB4416</b>	4416	Spot	30	35,000	Bulk
<b>AXB4509</b>	4509	Spot	100	110,000	Bulk
<b>AXB7400</b>	7400	Spot	35	33,000	Bulk



AXB4411

See next page for more 12V & 24V lamps

Par 36 (5") Lamps

Rear Stud Mount Steel Housing with Rubber Grommet

Lamp Assembly - Sealed Beam Lamp & Rear Stud Mount Steel Housing (AG4500).



AXB4589

	Sealed Beam	Lamp Dimension : 5-1/8" Dia. x 3-3/4" D			Stud Size : 1/2"
		Pattern	Watts	CP	
<b>12V Lamps (cont'd)</b>					
<b>AXB7606H</b>	H7606	Halogen Flood	50	1,000	Bulk
<b>AXB7610H</b>	H7610	Halogen Trap/Work	50	5,200	Bulk
<b>24V Lamp</b>					
<b>AXB4589</b>	4589	Trap/Work	50	5,000	Bulk

Lamp Assembly - Replaceable H3 Bulb Sealed Beam Type Lamp & Rear Stud Mount Steel Housing (AG4500).

	Bulb	Lamp Dimension : 5-1/8" Dia. x 3-3/4" D			Stud Size : 1/2"
		Pattern	Watts	Pkg	
<b>12V Lamp</b>					
<b>AXB5535</b>	H3	Halogen Work	55		Bulk
<b>24V Lamp</b>					
<b>AXB5535-24</b>	H3	Halogen Work	70		Bulk

Par 46 (6") Lamps

Steel work lamp housings available in powder coated black enamel, New Holland blue, grey enamel and chrome plated steel. By changing industry standard sealed beams, each model is available in standard or halogen as a work, fog or spot lamp in 6, 12 or 24 Volts. Mounting hardware is zinc plated steel.



AG6050

Steel Housing Only. Adjustable Post Mount.

	Type	Pkg
<b>AG6050</b>	Black Enamel Steel Housing	Bulk
<b>AG6051</b>	New Holland Blue Steel Housing	Bulk
<b>AG6052</b>	Grey Enamel Steel Housing	Bulk
<b>AG6055</b>	Chrome Steel Housing	Bulk

Black Enamel Steel Housing

Mild steel powder coated housings with zinc plated hardware.

Lamp Assembly - Sealed Beam Lamp & Black Enamel Steel Housing (AG6050).

	Sealed Beam	Lamp Dimension : 6" Dia. x 6-3/8" H x 4" D			Stud Size : 1/2"
		Pattern	Watts	CP	
<b>6V Lamp</b>					
<b>AGB4019</b>	4019	Trap/Work	30	1,200	Bulk
<b>12V Lamps</b>					
<b>AGB4412</b>	4412	Fog	35	11,000	Bulk
<b>AGB4412A</b>	4412A	Yellow Fog	35	8,800	Bulk
<b>AGB4413</b>	4413	Trap/Work	35	1,100	Bulk
<b>AGB4419</b>	4419	Trap/Work	35	1,600	Bulk
<b>AGB4537-2</b>	4537-2	Spot	100	200,000	Bulk
<b>AGB4636-3</b>	4636-3	Work	80	90,000	Bulk
<b>AGB7609H</b>	H7609	Halogen Flood	50	2,200	Bulk



AGB4419

See next page for more 12V & 24V lamps



Par 46 (6") Lamps

Black Enamel Steel Housing

Lamp Assembly - Sealed Beam Lamp & Black Enamel Steel Housing (AG6050).

	Sealed Beam	Lamp Dimension : 6" Dia. x 6-3/8" H x 4" D				Stud Size : 1/2"
		Pattern	Watts	CP	Pkg	
<b>12V Lamps (cont'd)</b>						
<b>AGB7635H</b>	H7635	Halogen Spot	50	160,000	Bulk	
<b>AGB7680HIR</b>	H7680HIR	Infrared Spot	80	275,000	Bulk	
<b>24V Lamp</b>						
<b>AGB4570</b>	4570	Work	150	32,000	Bulk	



AGB4570

Chrome Steel Housing

Mild steel chrome plated housings with zinc plated hardware.

Lamp Assembly - Sealed Beam Lamp & Chrome Steel Housing (AG6055).

	Sealed Beam	Lamp Dimension : 6" Dia. x 6-3/8" H x 4" D				Stud Size : 1/2"
		Pattern	Watts	CP	Pkg	
<b>6V Lamp</b>						
<b>AGC4019</b>	4019	Trap/Work	30	1,200	Bulk	
<b>12V Lamps</b>						
<b>AGC4412</b>	4412	Fog	35	11,000	Bulk	
<b>AGC4412A</b>	4412A	Yellow Fog	35	8,800	Bulk	
<b>AGC4413</b>	4413	Trap/Work	35	1,100	Bulk	
<b>AGC4419</b>	4419	Trap/Work	35	1,600	Bulk	
<b>AGC4537-2</b>	4537-2	Spot	100	200,000	Bulk	
<b>AGC4636-3</b>	4636-3	Work	80	90,000	Bulk	
<b>AGC7609H</b>	H7609	Halogen Flood	50	2,200	Bulk	
<b>AGC7635H</b>	H7635	Halogen Spot	50	160,000	Bulk	
<b>AGC7680HIR</b>	H7680HIR	Infrared Spot	80	275,000	Bulk	
<b>24V Lamp</b>						
<b>AGC4570</b>	4570	Work	150	32,000	Bulk	



AGC4419

New Holland Blue Steel Housing

Mild steel powder coated housings with zinc plated hardware.

Lamp Assembly - Sealed Beam Lamp & New Holland Blue Steel Housing (AG6051).

	Sealed Beam	Lamp Dimension : 6" Dia. x 6-3/8" H x 4" D				Stud Size : 1/2"
		Pattern	Watts	CP	Pkg	
<b>6V Lamp</b>						
<b>AGU4019</b>	4019	Trap/Work	30	1,200	Bulk	
<b>12V Lamps</b>						
<b>AGU4412</b>	4412	Fog	35	11,000	Bulk	
<b>AGU4412A</b>	4412A	Yellow Fog	35	8,800	Bulk	
<b>AGU4413</b>	4413	Trap/Work	35	1,100	Bulk	
<b>AGU4419</b>	4419	Trap/Work	35	1,600	Bulk	
<b>AGU4537-2</b>	4537-2	Spot	100	200,000	Bulk	
<b>AGU4636-3</b>	4636-3	Work	80	90,000	Bulk	
<b>AGU7609H</b>	H7609	Halogen Flood	50	2,200	Bulk	



AGU4419

See next page for more 12V & 24V lamps

Par 46 (6") Lamps

New Holland Blue Steel Housing



AGU4570

Lamp Assembly - Sealed Beam Lamp & New Holland Blue Steel Housing (AG6051).

	Sealed Beam	Lamp Dimension : 6" Dia. x 6-3/8" H x 4" D Pattern	Watts	CP	Pkg	Stud Size : 1/2"
<b>12V Lamps (cont'd)</b>						
<b>AGU7635H</b>	H7635	Halogen Spot	50	160,000	Bulk	
<b>AGU7680HIR</b>	H7680HIR	Infrared Spot	80	275,000	Bulk	
<b>24V Lamp</b>						
<b>AGU4570</b>	4570	Work	150	32,000	Bulk	

Grey Enamel Steel Housing

Mild steel powder coated housings with zinc plated hardware.

Lamp Assembly - Sealed Beam Lamp & Grey Enamel Steel Housing (AG6052).



AGG4419

	Sealed Beam	Lamp Dimension : 6" Dia. x 6-3/8" H x 4" D Pattern	Watts	CP	Pkg	Stud Size : 1/2"
<b>6V Lamp</b>						
<b>AGG4019</b>	4019	Trap/Work	30	1,200	Bulk	
<b>12V Lamps</b>						
<b>AGG4412</b>	4412	Fog	35	11,000	Bulk	
<b>AGG4412A</b>	4412A	Yellow Fog	35	8,800	Bulk	
<b>AGG4413</b>	4413	Trap/Work	35	1,100	Bulk	
<b>AGG4419</b>	4419	Trap/Work	35	1,600	Bulk	
<b>AGG4537-2</b>	4537-2	Spot	100	200,000	Bulk	
<b>AGG4636-3</b>	4636-3	Work	80	90,000	Bulk	
<b>AGG7609H</b>	H7609	Halogen Flood	50	2,200	Bulk	
<b>AGG7635H</b>	H7635	Halogen Spot	50	160,000	Bulk	
<b>AGG7680HIR</b>	H7680HIR	Infrared Spot	80	275,000	Bulk	
<b>24V Lamp</b>						
<b>AGG4570</b>	4570	Work	150	32,000	Bulk	

LED Work Lamp

Luces de Trabajo LED

Work Lamp w/ High Output LEDs

High light output with 8 high output LED diodes. Low amp draw. Emits clear white light, with an optimum working distance up to 100 ft. Stylish compact aluminium housing with black powder coating, polycarbonate lens and zinc plated adjustable mounting hardware.



LW5040

	Lamp Dimension : 4-3/8" L x 4-7/8" H x 1-7/8" D					Stud Size : 5/16"
	Diodes	Voltage	Pattern	Amp	Pkg	
<b>LW5040</b>	8	12V	Work	0.8	Bulk	

Bright white output with 19 Diodes, polycarbonate lens, Low amp draw. Emits clear white light in a spot light pattern. ABS housing with rubber grommet gasket, zinc plated adjustable mounting hardware.



LEDAX4411-19C

	Lamp dimensions: 5" Diameter Round					Stud Size: 5/16"
	Diodes	Voltage	Pattern	Amp	Pkg	
<b>LEDAX4411-19C</b>	19	12V	Spot	0.8	Indv. Box	





Available in rubber-like resin housings or ABS housings. HID work lamps are long life lamps that give out white light which is close to natural light and easy on operators' eyes. These lamps provides good penetration with high candlepower but low amp draw. They generate less heat than equivalent halogen lamps. Mounting bracket for ballast included.

## HID Rubber-Like Work Lamps

Housings made from high impact synthetic rubber-like resin, which have the feel and shock absorbing characteristics of rubber but are UV resistant (color will not fade or crack) and withstands harsh road contaminants. Mounting hardware is steel with zinc plating.

Lamp Assembly - HID Sealed Beam, Wiring, Ballast, Mounting Bracket & Housing.						
Pattern	Lamp Dimension : 7-1/2" L x 6" H x 5" D				Stud Size : 1/2"	Pkg
	Watts	CP	Amp	Lab Life		
<b>12V Lamps</b>						
<b>HID5071</b>	Spot	35	200,000	3	2,500 hrs	Box
<b>HID5072</b>	Flood	35	60,000	3	2,500 hrs	Box
<b>24V Lamps</b>						
<b>HID5071-24</b>	Spot	35	200,000	2	2,500 hrs	Box
<b>HID5072-24</b>	Flood	35	60,000	2	2,500 hrs	Box



Replacement Accessories		
	Type	Pkg
<b>SB7935HID-S</b>	HID Spot Sealed Beam w/ Wires & Connectors	Box
<b>SB7955HID-S</b>	HID Flood Sealed Beam w/ Wires & Connectors	Box
<b>HID5050</b>	12V Ballast, Mounting Bracket, Wiring & Connectors	Box
<b>HID5050-24</b>	24V Ballast, Mounting Bracket, Wiring & Connectors	Box



## HID ABS Work Lamps

Yellow Housings made from ABS with shock absorbing rubber grommet and zinc plated steel mounting hardware.

Lamp Assembly - HID Sealed Beam, Wiring, Ballast, Mounting Bracket & Housing.						
Pattern	Lamp Dimension : 7-1/2" L x 5-5/8" H x 4-7/8" D				Stud Size : 9/16"	Pkg
	Watts	CP	Amp	Lab Life		
<b>12V Lamps</b>						
<b>HID5073</b>	Spot	35	200,000	3	2,500 hrs	Box
<b>HID5074</b>	Flood	35	60,000	3	2,500 hrs	Box
<b>24V Lamps</b>						
<b>HID5073-24</b>	Spot	35	200,000	2	2,500 hrs	Box
<b>HID5074-24</b>	Flood	35	60,000	2	2,500 hrs	Box



Replacement Accessories		
	Type	Pkg
<b>SB7935HID-S</b>	HID Spot Sealed Beam w/ Wires & Connectors	Box
<b>SB7955HID-S</b>	HID Flood Sealed Beam w/ Wires & Connectors	Box
<b>HID5050</b>	12V Ballast, Mounting Bracket, Wiring & Connectors	Box
<b>HID5050-24</b>	24V Ballast, Mounting Bracket, Wiring & Connectors	Box



Double Halogen Bulb Work Lamps

4" x 6" work lamp designed with twin replaceable H3 halogen high output bulbs. This versatile work lamp operates with one or two bulbs lit. Available in blue tinted lens for bright white light or clear lens with bright white bulbs. Rugged high impact nylon housing with universal adjustable powder coated steel bracket.



AG4620



AG4621

Lamp Dimension : 6-1/4" L x 4-3/4" H x 4-1/8" D Stud Size : 10mm  
Bulb Specification (Qty : 2)

12V Lamps

- AG4620**
- AG4621**
- AG4620-BW**


Lens	Type (Part No.)	Watts	Pkg
Clear	H3 (HB5503-12)	55	Bulk
Blue Tinted	H3 (HB5503-12)	55	Bulk
Clear	Bright White H3 (HB5503-12BW)	55	Bulk

24V Lamps

- AG4620-24**
- AG4621-24**

Clear	H3 (HB7003-24)	70	Bulk
Blue Tinted	H3 (HB7003-24)	70	Bulk

Accessories for Double Halogen Bulb Work Lamps



AG4620SG

AG4620CR

- AG4620CR** Cover
- AG4620SG** Stone Guard
- AGR4620** Clear Replacement Lens for AG4620 series
- AGR4621** Blue Tinted Replacement Lens for AG4621 series
- AGH4620** Powder Coated Black Steel Mounting Bracket

Pkg

- Bulk
- Bulk
- Bulk
- Bulk
- Bulk

Halogen Bulb Work Lamps

Mini Work Lamps

3-1/2" round mini work lamp in chrome plated steel housing with universal adjustable plated steel bracket. Uses one replaceable H3 halogen high output bulb.



AG3000A

AG3000

Lamp Dimension : 3-1/2" Dia. x 4-1/2" H x 2-1/8" D Stud Size : 8mm  
Bulb Specification (Qty : 1)

12V Lamp

- AG3000**

Patten	Type (Part No.)	Watts	Pkg
Clear Spot	H3 (HB5503-12)	55	Bulk

12V Lamp

- AG3000A**

Amber Fog	H3 (HB5503-12)	55	Bulk
-----------	----------------	----	------

Square Work Lamps

Square work lamp with rugged high impact ABS housing and universal adjustable plated steel bracket. Uses one replaceable H3 halogen high output bulb.



AG4040



AG4045

- AG4040**
- AG4040-24**

- AG4045**
- AG4045-24**

Patten	Voltage	Type (Part No.)	Watts	Pkg
Flood	12	H3 (HB5503-12)	55	Bulk
Flood	24	H3 (HB7003-24)	70	Bulk

Lamp Dimension : 4-1/2" L x 5" H x 3-3/8" D

Stud Size : 10mm

Flood	12	H3 (HB5503-12)	55	Bulk
Flood	24	H3 (HB7003-24)	70	Bulk

Lamp Dimension : 4-5/8" L x 5" H x 2-7/8" D

Stud Size : 10mm



### Halogen Bulb Work Lamps

#### 3" x 5" Work Lamps

3" x 5" lens with high heat vacuum plated nylon or steel reflector body. Has universal adjustable plated steel mounting bracket. Uses one replaceable H3 halogen high output bulb.

	Patten	Lamp Dimension : 7" L x 5" H x 3" D		Stud Size : 10mm
		Bulb Specification (Qty : 1)		
		Type (Part No.)	Watts	Pkg
<b>12V Lamps</b>				
<b>AG3501</b>	Trapezoidal	H3 (HB5503-12)	55	Bulk
<b>AG3502</b>	Flood	H3 (HB5503-12)	55	Bulk
<b>AG3503</b>	Spot	H3 (HB5503-12)	55	Bulk
<b>24V Lamps</b>				
<b>AG3501-24</b>	Trapezoidal	H3 (HB7003-24)	70	Bulk
<b>AG3502-24</b>	Flood	H3 (HB7003-24)	70	Bulk
<b>AG3503-24</b>	Spot	H3 (HB7003-24)	70	Bulk



AG3501



AG3502



AG3503

#### Replacement Lens

		Pkg
<b>AGR3501</b>	Replacement Trapezoidal Lens for AG3501 series	Bulk
<b>AGR3502</b>	Replacement Flood Lens for AG3502 series	Bulk
<b>AGR3503</b>	Replacement Spot Lens for AG3503 series	Bulk
<b>AGH3500</b>	Plate Steel Mounting Bracket	Bulk

#### 4" x 6" Work Lamps

4" x 6" lens with universal adjustable plated steel mounting bracket. High heat vacuum plated reflector body. Uses one replaceable H3 halogen high output bulb.

	Patten	Lamp Dimension : 6-7/8" L x 5-3/8" H x 3-1/4" D		Stud Size : 12mm
		Bulb Specification (Qty : 1)		
		Type (Part No.)	Watts	Pkg
<b>12V Lamps</b>				
<b>AG4601</b>	Trapezoidal	H3 (HB5503-12)	55	Bulk
<b>AG4602</b>	Flood	H3 (HB5503-12)	55	Bulk
<b>AG4603</b>	Spot	H3 (HB5503-12)	55	Bulk
<b>24V Lamps</b>				
<b>AG4601-24</b>	Trapezoidal	H3 (HB7003-24)	70	Bulk
<b>AG4602-24</b>	Flood	H3 (HB7003-24)	70	Bulk
<b>AG4603-24</b>	Spot	H3 (HB7003-24)	70	Bulk



AG4601



AG4602



AG4603














#### Replacement Lens

		Pkg
<b>AGR4601</b>	Replacement Trapezoidal Lens for AG4601 series	Bulk
<b>AGR4602</b>	Replacement Flood Lens for AG4602 series	Bulk
<b>AGR4603</b>	Replacement Spot Lens for AG4603 series	Bulk
<b>AGH4600</b>	Plate Steel Mounting Bracket	Bulk

Most Par 36 & Par 46 sealed beam lamps have combination slip-on/screw terminals. Made to industry standards. Available in 6, 12 & 24 Volts, standard and halogen.

**Par 36 Sealed Beam Lamps**

Diameter : 4-1/2"

				
<b>SB4411</b>	<b>SB4411B</b>	<b>SB4415</b>	<b>SB4415A</b>	<b>SB4416</b>
Slip on / Screw Terminals 12V 35W 3,000cp Trapezoidal/Work	Slip on / Screw Terminals 12V 35W 3,000cp Bright White Flood	Slip on / Screw Terminals 12V 35W 9,000cp Fog	Screw Terminals 12V 35W 7,000cp Yellow Fog	Slip on / Screw Terminals 12V 30W 35,000cp Spot
				
<b>SB4509</b>	<b>SB4511</b>	<b>SB4589</b>	<b>SB7400</b>	<b>SB7606H</b>
Slip on / Screw Terminals 12V 100W 10,000cp Spot	Slip on / Screw Terminals 6V 30W 2,300cp Trapezoidal/Work	Slip on / Screw Terminals 24V 50W 5,000cp Trapezoidal/Work	Slip on Terminals 12V 35W 33,000cp Spot	Screw Terminals 12V 50W 1,000cp Halogen Flood
				
<b>SB7610H</b>	<b>SB5535</b>	<b>SB5535-24</b>		
Slip on / Screw Terminals 12V 50W 5,200cp Halogen Trapezoidal/Work	H3 12V 55W Halogen Work	H3 24V 70W Halogen Work		

**Par 46 Sealed Beam Lamps**

Diameter : 5-3/4"

				
<b>SB4019</b>	<b>SB4412</b>	<b>SB4412A</b>	<b>SB4413</b>	<b>SB4419</b>
Slip on / Screw Terminals 6V 30W 1,200cp Trapezoidal/Work	Slip on / Screw Terminals 12V 35W 11,000cp Fog	Screw Terminals 12V 35W 8,800cp Yellow Fog	Slip on / Screw Terminals 12V 35W 1,100cp Trapezoidal/Work	Slip on / Screw Terminals 12V 35W 1,600cp Trapezoidal/Work
				
<b>SB4419A</b>	<b>SB4419BU</b>	<b>SB4419R</b>	<b>SB4537-2</b>	<b>SB4570</b>
Slip on / Screw Terminals 12V 35W Amber Snow Plow	Slip on / Screw Terminals 12V 35W Blue Snow Plow	Slip on / Screw Terminals 12V 35W Red Snow Plow	Slip on / Screw Terminals 12V 100W 200,000cp Spot	Slip on / Screw Terminals 24V 150W 32,000cp Work

See next page for more Par 46 sealed beam lamps



Par 46 Sealed Beam Lamps (cont'd)

Diameter : 5-3/4"

				
<b>SB4578</b>	<b>SB4636-3</b>	<b>SB7609H</b>	<b>SB7635H</b>	<b>SB7680H-HIR</b>
2 Lugs Flag Terminals 24V 60W 1,600cp Work	Slip on / Screw Terminals 12V 80W 90,000cp Work	Screw Terminals 12V 50W 2,200cp Halogen Flood	Screw Terminals 12V 50W 160,000cp Halogen Spot	Screw Terminals 12V 80W 275,000cp Halogen Infrared Spot

165mm Sealed Beam Lamps

Dimension : 165mm W x 100mm H

				
<b>SB4651</b>	<b>SB4651H</b>	<b>SB4652</b>	<b>SB4656H</b>	<b>SB4921-1</b>
2 Lugs Flag Terminals 12V 50W SAE High Beam	2 Lugs Flag Terminals 12V 50W SAE Halogen High Beam	3 Lugs Flag Terminals 12V 40W/60W SAE Hi-Low Beam	3 Lugs Flag Terminals 12V 35W SAE Halogen Low Beam	Slip on Terminals 12V 100W 25,000cp Special Service
				
<b>SB7913H-HIR</b>	<b>SB7935H</b>	<b>SB7935H-24</b>	<b>SB7935HB</b>	
2 Lugs Flag Terminals 12V 65W 4,000cp Halogen Infrared Flood	Slip on / Screw Terminals 12V 50W 175,000cp Halogen Spot	Slip on / Screw Terminals 24V 75W 175,000cp Halogen Spot	Slip on / Screw Terminals 12V 50W Bright White Halogen Spot	

Other Sealed Beam Lamps

		
<b>SB6024H</b>	<b>SB6054H</b>	<b>SB9421H</b>
Par 56 (7" Dia.) 3 Lugs Flag Terminals 12V 65W/35W SAE Halogen Headlamp	200mm x 142mm 3 Lugs Flag Terminals 12V 65W/35W SAE Halogen Headlamp	150mm x 92 mm 2 Rt. Angle Lugs Terminals 12V 50W 4,000cp Halogen Special Service

LED sealed road lamps feature polycarbonate body and lens. Lamps are hermetically sealed to keep out road contaminants and moisture. The solid state circuit boards are epoxy coated to resist condensation and shock to diodes. LED lamps feature long life, low amp draw and are resistant to vibration. All lamps are compliant to FMVSS108 DOT standards & MOT CMVSS108 safety standards and are coded accordingly. Lamps feature conventional 3 pronged pigtailed for easy change overs from incandescent lamps. A variety of mounting options are listed with each lamp offered.

## Oval LED Lamps

[Incandescent Version \(Page 50\)](#)



LED2238-10A



LED2238-10R



LED2238-10C



LED2238C-10A



LED2238C-10R



LEDF2238-10A0



KTL2238-10R



KTLM2239-10A

### 10 Diodes Series

- LED2238-10A**
- LED2238-10R**
- LED2238-10C**

### Clear Lens Lamps

- LED2238C-10A**
- LED2238C-10R**

12V Application  
Lamp Dimension : 6-1/2" L x 2-1/4" W x 1-1/8" H  
Mounting Clearance : 1-7/8" Depth

Colour	Diodes	Function	SAE	Pkg
Amber	10	Signal/Park	I6P	Bulk
Red	10	Stop/Turn/Tail	S2T2I6	Bulk
Clear	10	Back Up	R2	Bulk
Amber	10	Signal/Park	I6P	Bulk
Red	10	Stop/Turn/Tail	S2T2I6	Bulk

### Mounting Accessories for LED2238-10 series

Grommets	GR2238 or GR2239	See Page 91
Pigtails	PT9530 or PT9180	See Page 93
Mounting Brackets	MB2238 or MB2238-1	See Page 92
Decorative Bezels	BZ2238 or BZ2238V	See Page 88

### Flush Mount Lamps with Flanges Installed.

Flange Type	Amber	Red	Clear
White ABS	<b>LEDF2238-10A0</b>	<b>LEDF2238-10R0</b>	<b>LEDF2238-10C0</b>
Black ABS	<b>LEDF2238-10A1</b>	<b>LEDF2238-10R1</b>	<b>LEDF2238-10C1</b>
Gray ABS	<b>LEDF2238-10A2</b>	<b>LEDF2238-10R2</b>	<b>LEDF2238-10C2</b>
Chrome ABS	<b>LEDF2238-10A5</b>	<b>LEDF2238-10R5</b>	<b>LEDF2238-10C5</b>
	Clear Lens Amber	Clear Lens Red	
White ABS	<b>LEDF2238C-10A0</b>	<b>LEDF2238C-10R0</b>	
Black ABS	<b>LEDF2238C-10A1</b>	<b>LEDF2238C-10R1</b>	
Gray ABS	<b>LEDF2238C-10A2</b>	<b>LEDF2238C-10R2</b>	
Chrome ABS	<b>LEDF2238C-10A5</b>	<b>LEDF2238C-10R5</b>	

### Lamps with Grommet & Pigtail (PT9530).

Grommet Type (Part No.)	Amber	Red	Clear
Open (GR2238)	<b>KTL2238-10A</b>	<b>KTL2238-10R</b>	<b>KTL2238-10C</b>
Closed (GR2239)	<b>KTL2239-10A</b>	<b>KTL2239-10R</b>	<b>KTL2239-10C</b>
	Clear Lens Amber	Clear Lens Red	
Open (GR2238)	<b>KTL2238C-10A</b>	<b>KTL2238C-10R</b>	
Closed (GR2239)	<b>KTL2239C-10A</b>	<b>KTL2239C-10R</b>	

### Lamps with Grommet, Steel Mounting Bracket (MB2238) & Pigtail (PT9530).

Grommet Type (Part No.)	Amber	Red	Clear
Closed (GR2239)	<b>KTLM2239-10A</b>	<b>KTLM2239-10R</b>	<b>KTLM2239-10C</b>
	Clear Lens Amber	Clear Lens Red	
Closed (GR2239)	<b>KTLM2239C-10A</b>	<b>KTLM2239C-10R</b>	



Oval LED Lamps

*Incandescent Version (Page 50)*

13 Diodes Series

12V Application  
Lamp Dimension : 6-1/2" L x 2-1/4" W x 1-1/2" H  
Mounting Clearance : 2-1/8" Depth

	Colour	Diodes	Function	SAE	Pkg
<b>LED2238-27A</b>	Amber	27	Turn/Signal	I	Bulk
<b>LED2238-13R</b>	Red	13	Stop/Turn/Tail	IST	Bulk



LED2238-27A

LED2238-13R

Mounting Accessories for LED2238-13 series

Grommets	GR2238 or GR2239	See Page 91
Pigtails	PT9530 or PT9180	See Page 93
Mounting Brackets	MB2238 or MB2238-1	See Page 92
Decorative Bezels	BZ2238 or BZ2238V	See Page 88

Flush Mount Lamps with Flanges Installed.

Flange Type	Amber	Red
White ABS	<b>LEDF2238-27A0</b>	<b>LEDF2238-13R0</b>
Black ABS	<b>LEDF2238-27A1</b>	<b>LEDF2238-13R1</b>
Gray ABS	<b>LEDF2238-27A2</b>	<b>LEDF2238-13R2</b>
Chrome ABS	<b>LEDF2238-27A5</b>	<b>LEDF2238-13R5</b>



LEDF2238-13R2

Lamps with Grommet & Pigtail (PT9530).

Grommet Type (Part No.)	Amber	Red
Open (GR2238)	<b>KTL2238-27A</b>	<b>KTL2238-13R</b>
Closed (GR2239)	<b>KTL2239-27A</b>	<b>KTL2239-13R</b>



KTL2238-27A

Lamps with Grommet, Steel Mounting Bracket (MB2238) & Pigtail (PT9530).

Grommet Type (Part No.)	Amber	Red
Closed (GR2239)	<b>KTLM2239-27A</b>	<b>KTLM2239-13R</b>



KTLM2239-13R

24 Diodes Series

12V Application  
Lamp Dimension : 6-1/2" L x 2-1/4" W x 1" H  
Mounting Clearance : 1-7/8" Depth

	Colour	Diodes	Function	SAE	Pkg
<b>LED2238-24A</b>	Amber	24	Turn/Park	IP	Bulk
<b>LED2238-24R</b>	Red	24	Stop/Turn/Tail/Park	STIP	Bulk
<b>LED2238-24C</b>	Clear	24	Back Up	R2	Bulk



LED2238-24A



LED2238-24R

Clear Lens Lamps

<b>LED2238C-24A</b>	Amber	24	Turn/Park	IP	Bulk
<b>LED2238C-24R</b>	Red	24	Stop/Turn/Tail/Park	STIP	Bulk



LED2238-24C



LED2238C-24A

60 Diodes Series

Lamp Dimension: 6-1/2" L x 2-1/4" W x 1-1/2" H

	Colour	Diodes	Function	SAE	Pkg
<b>LED2238-60A</b>	Amber	60	Turn/Signal	I	Bulk
<b>LED2238-60R</b>	Red	60	Stop/Turn/Tail	IST	Bulk



LED2238-60R



LED2238C-24R

Oval LED Lamps

*Incandescent Version (Page 50)*

24 Diodes Series (Cont'd)

Flush Mount Lamps with Flanges Installed.



LED2238-24A1

Flange Type	Amber	Red	Clear
White ABS	<b>LEDF2238-24A0</b>	<b>LEDF2238-24R0</b>	<b>LEDF2238-24C0</b>
Black ABS	<b>LEDF2238-24A1</b>	<b>LEDF2238-24R1</b>	<b>LEDF2238-24C1</b>
Gray ABS	<b>LEDF2238-24A2</b>	<b>LEDF2238-24R2</b>	<b>LEDF2238-24C2</b>
Chrome ABS	<b>LEDF2238-24A5</b>	<b>LEDF2238-24R5</b>	<b>LEDF2238-24C5</b>
	Clear Lens Amber	Clear Lens Red	
White ABS	<b>LEDF2238C-24A0</b>	<b>LEDF2238C-24R0</b>	
Black ABS	<b>LEDF2238C-24A1</b>	<b>LEDF2238C-24R1</b>	
Gray ABS	<b>LEDF2238C-24A2</b>	<b>LEDF2238C-24R2</b>	
Chrome ABS	<b>LEDF2238C-24A5</b>	<b>LEDF2238C-24R5</b>	

Lamps with Grommet & Pigtail (PT9530).



KTL2238-24R

Grommet Type (Part No.)	Amber	Red	Clear
Open (GR2238)	<b>KTL2238-24A</b>	<b>KTL2238-24R</b>	<b>KTL2238-24C</b>
Closed (GR2239)	<b>KTL2239-24A</b>	<b>KTL2239-24R</b>	<b>KTL2239-24C</b>
	Clear Lens Amber	Clear Lens Red	
Open (GR2238)	<b>KTL2238C-24A</b>	<b>KTL2238C-24R</b>	
Closed (GR2239)	<b>KTL2239C-24A</b>	<b>KTL2239C-24R</b>	

Lamps with Grommet, Steel Mounting Bracket (MB2238) & Pigtail (PT9530).



KTLM2239-24A

Grommet Type (Part No.)	Amber	Red	Clear
Closed (GR2239)	<b>KTLM2239-24A</b>	<b>KTLM2239-24R</b>	<b>KTLM2239-24C</b>
	Clear Lens Amber	Clear Lens Red	
Closed (GR2239)	<b>KTLM2239C-24A</b>	<b>KTLM2239C-24R</b>	

Reflective Mid-Turn Signal Lamp

*Incandescent Version (Page 50 to 51)*

Lamp Dimension : 6-1/2" L x 2-1/2" W x 2-3/4" D

Mounting Clearance : 2-3/4" Depth

12V Application



LR2238-9A

	Colour	Diodes	Function	SAE	Pkg
<b>LR2238-9A</b>	Amber	9	Mid Turn Reflector / Clearance Marker	AE2P2	Bulk
<b>LED2238-18A</b>	Amber	18	Mid Turn Reflector	AE2P2	Bulk

Mounting Accessories for LR2238-9A

Grommets	GR2238 or GR2239	See Page 91
Pigtails	PT9530 or PT9180	See Page 93
Mounting Brackets	MB2238 or MB2238-1	See Page 92
Decorative Bezels	BZ2238 or BZ2238V	See Page 88

Lamps with Grommet & Pigtail (PT9530).



KTLR2238-9A

Grommet Type (Part No.)	Amber
Open (GR2238)	<b>KTLR2238-9A</b>
Closed (GR2239)	<b>KTLR2239-9A</b>

Lamps with Grommet, Steel Mounting Bracket (MB2238) & Pigtail (PT9530).



KTLRM2239-9A

Grommet Type (Part No.)	Amber
Closed (GR2239)	<b>KTLRM2239-9A</b>





4" Round LED Lamps

*Incandescent Version (Page 51 to 52)*

**Stop/Turn/Tail Lamps with Reflective Flange** 12V Application

Lamp Dimension : 5-1/2" Dia. x 1" H  
 Mounting Clearance : 1-7/8" Depth

	Colour	Diodes	Function	SAE	Pkg
<b>LRF4000-24R</b>	Red	24	Stop/Turn/Tail/ Rear Reflector	ASTI	Bulk



LRF4000-24R

Mounting Accessories for LRF4000-24R		
Pigtails	PT9530 or PT9180	See Page 93

**10 Diodes Series**

12V Application  
 Lamp Dimension : 4-1/4" Dia. x 7/8" H  
 Mounting Clearance : 1-7/8" Depth

	Colour	Diodes	Function	SAE	Pkg
<b>LED4000-10A</b>	Amber	10	Signal/Park	I6P	Bulk
<b>LED4000-10R</b>	Red	10	Stop/Turn/Tail	S2T2I6	Bulk
<b>LED4000-10C</b>	Clear	10	Back Up	R2	Bulk
<b>LED4000-12A</b>	Amber	12	Signal/Park	IP	Bulk
<b>LED4000-12R</b>	Red	12	Stop/Turn/Tail	STI	Bulk



LED4000-10A

LED4000-10R

**Clear Lens Lamps**

<b>LED4000C-10A</b>	Amber	10	Signal/Park	I6P	Bulk
<b>LED4000C-10R</b>	Red	10	Stop/Turn/Tail	S2T2I6	Bulk



LED4000-10C

LED4000C-10A

Mounting Accessories for LED4000-10 series		
Grommets	GR4000 or GR4001	See Page 91
Pigtails	PT9530 or PT9180	See Page 93
Mounting Brackets	MB4000	See Page 92
Decorative Bezels	BZ4000 or BZ4000V	See Page 88

**Flush Mount Lamps with Stainless Steel Security Flanges Installed. Security Flange with Stainless Steel Spring Clasps hold lamp securely to flange and to vehicle body.**

Amber	Red	Clear	Clear Lens Amber	Clear Lens Red
<b>LEDS4000-10A</b>	<b>LEDS4000-10R</b>	<b>LEDS4000-10C</b>	<b>LEDS4000C-10A</b>	<b>LEDS4000C-10R</b>



LED4000C-10R

**Lamps with Grommet & Pigtail (PT9530).**

Grommet Type (Part No.)	Amber	Red	Clear
Open (GR4000)	<b>KTL4000-10A</b>	<b>KTL4000-10R</b>	<b>KTL4000-10C</b>
Closed (GR4001)	<b>KTL4001-10A</b>	<b>KTL4001-10R</b>	<b>KTL4001-10C</b>
	Clear Lens Amber	Clear Lens Red	
Open (GR4000)	<b>KTL4000C-10A</b>	<b>KTL4000C-10R</b>	
Closed (GR4001)	<b>KTL4001C-10A</b>	<b>KTL4001C-10R</b>	



LEDS4000-10A

KTL4000-10R

**Lamps with Grommet, Steel Mounting Bracket (MB4000) & Pigtail (PT9530).**

Grommet Type (Part No.)	Amber	Red	Clear
Closed (GR4001)	<b>KTLM4001-10A</b>	<b>KTLM4001-10R</b>	<b>KTLM4001-10C</b>
	Clear Lens Amber	Clear Lens Red	
Closed (GR4001)	<b>KTLM4001C-10A</b>	<b>KTLM4001C-10R</b>	



KTLM4001-10A


4" Round LED Lamps

*Incandescent Version (Page 51 to 52)*

**12 Diodes Series**

12V Application  
 Lamp Dimension : 4-1/4" Dia. x 7/8" H  
 Mounting Clearance : 1-3/4" Depth

	Colour	Diodes	Function	SAE	Pkg
<b>LED4000T-12A</b>	Amber	12	Turn Signal	I	Bulk
<b>LED4000T-12R</b>	Red	12	Stop/Turn/Tail	IST	Bulk



**Mounting Accessories for LED4000T-12 series**

Grommets	GR4000 or GR4001	See Page 91
Pigtails	PT9530 or PT9180	See Page 93
Mounting Brackets	MB4000	See Page 92
Decorative Bezels	BZ4000 or BZ4000V	See Page 88

**Flush Mount Lamps with Stainless Steel Security Flanges Installed. Security Flange with Stainless Steel Spring Clasps hold lamp securely to flange and to vehicle body.**

Amber	Red
<b>LEDS4000-12A</b>	<b>LEDS4000-12R</b>



**Flush Mount Lamps with Flanges Installed.**

Flange Type	Amber	Red
Stainless Steel	<b>LED4040-12A</b>	<b>LED4040-12R</b>
White ABS	<b>LEDF4000-12A0</b>	<b>LEDF4000-12R0</b>
Black ABS	<b>LEDF4000-12A1</b>	<b>LEDF4000-12R1</b>
Gray ABS	<b>LEDF4000-12A2</b>	<b>LEDF4000-12R2</b>
Chrome ABS	<b>LEDF4000-12A5</b>	<b>LEDF4000-12R5</b>



**Lamps with Grommet & Pigtail (PT9530).**

Grommet Type (Part No.)	Amber	Red
Open (GR4000)	<b>KTL4000-12A</b>	<b>KTL4000-12R</b>
Closed (GR4001)	<b>KTL4001-12A</b>	<b>KTL4001-12R</b>



**Lamps with Grommet, Steel Mounting Bracket (MB4000) & Pigtail (PT9530).**

Grommet Type (Part No.)	Amber	Red
Closed (GR4001)	<b>KTLM4001-12A</b>	<b>KTLM4001-12R</b>



4" Round LED Lamps

*Incandescent Version (Page 51 to 52)*


24 Diodes Series

12V Application  
Lamp Dimension : 4-1/4" Dia. x 1" H  
Mounting Clearance : 1-3/8" Depth

	Colour	Diodes	Function	SAE	Pkg
<b>LED4000-24A</b>	Amber	24	Signal/Park	IP	Bulk
<b>LED4000-24R</b>	Red	24	Stop/Turn/Tail	STI	Bulk
<b>LED4000-24C</b>	Clear	24	Back Up	R2	Bulk

Clear Lens Lamps

<b>LED4000C-24A</b>	Amber	24	Signal/Park	IP	Bulk
<b>LED4000C-24R</b>	Red	24	Stop/Turn/Tail	STI	Bulk



LED4000-24A



LED4000-24R



LED4000-24C



LED4000C-24A



LED4000C-24R

Mounting Accessories for LED4000-10 series

Grommets	GR4000 or GR4001	See Page 91
Pigtails	PT9530 or PT9180	See Page 93
Mounting Brackets	MB4000	See Page 92
Decorative Bezels	BZ4000 or BZ4000V	See Page 88

Flush Mount Lamps with Stainless Steel Security Flanges Installed. Security Flange with Stainless Steel Spring Clasps hold lamp securely to flange and to vehicle body.

Amber	Red	Clear	Clear Lens Amber	Clear Lens Red
<b>LEDS4000-24A</b>	<b>LEDS4000-24R</b>	<b>LEDS4000-24C</b>	<b>LEDS4000C-24A</b>	<b>LEDS4000C-24R</b>

Lamps with Grommet & Pigtail (PT9530).

Grommet Type (Part No.)	Amber	Red	Clear
Open (GR4000)	<b>KTL4000-24A</b>	<b>KTL4000-24R</b>	<b>KTL4000-24C</b>
Closed (GR4001)	<b>KTL4001-24A</b>	<b>KTL4001-24R</b>	<b>KTL4001-24C</b>
	Clear Lens Amber	Clear Lens Red	
Open (GR4000)	<b>KTL4000C-24A</b>	<b>KTL4000C-24R</b>	
Closed (GR4001)	<b>KTL4001C-24A</b>	<b>KTL4001C-24R</b>	



LEDS4000-24R



KTL4000-24A

Lamps with Grommet, Steel Mounting Bracket (MB4000) & Pigtail (PT9530).

Grommet Type (Part No.)	Amber	Red	Clear
Closed (GR4001)	<b>KTLM4001-24A</b>	<b>KTLM4001-24R</b>	<b>KTLM4001-24C</b>
	Clear Lens Amber	Clear Lens Red	
Closed (GR4001)	<b>KTLM4001C-24A</b>	<b>KTLM4001C-24R</b>	



KTLM40001-24R

4" Round LED Lamps

*Incandescent Version (Page 51 to 52)*

**30 Diodes Series**

12V Application

Lamp Dimension : 4-1/4" Dia. x 1-1/4" H

Mounting Clearance : 2-1/8" Depth

	Colour	Diodes	Function	SAE	Pkg
<b>LED4000T-30A</b>	Amber	30	Turn Signal	I	Bulk
<b>LED4000T-30R</b>	Red	30	Stop/Turn/Tail	STI	Bulk



**Mounting Accessories for LED4000T-30 series**

Grommets	GR4000 or GR4001	See Page 91
Pigtails	PT9530 or PT9180	See Page 93
Mounting Brackets	MB4000	See Page 92
Decorative Bezels	BZ4000 or BZ4000V	See Page 88

**Flush Mount Lamps with Stainless Steel Security Flanges Installed. Security Flange with Stainless Steel Spring Clasps hold lamp securely to flange and to vehicle body.**

Amber	Red
<b>LEDS4000-30A</b>	<b>LEDS4000-30R</b>



**Flush Mount Lamps with Flanges Installed.**

Flange Type	Amber	Red
Stainless Steel	<b>LED4040-30A</b>	<b>LED4040-30R</b>
White ABS	<b>LED4040-30A0</b>	<b>LED4040-30R0</b>
Black ABS	<b>LED4040-30A1</b>	<b>LED4040-30R1</b>
Gray ABS	<b>LED4040-30A2</b>	<b>LED4040-30R2</b>
Chrome ABS	<b>LED4040-30A5</b>	<b>LED4040-30R5</b>



**Lamps with Grommet & Pigtail (PT9530).**

Grommet Type (Part No.)	Amber	Red
Open (GR4000)	<b>KTL4000-30A</b>	<b>KTL4000-30R</b>
Closed (GR4001)	<b>KTL4001-30A</b>	<b>KTL4001-30R</b>



**Lamps with Grommet, Steel Mounting Bracket (MB4000) & Pigtail (PT9530).**

Grommet Type (Part No.)	Amber	Red
Closed (GR4001)	<b>KTLM4001-30A</b>	<b>KTLM4001-30R</b>



**40 Diodes Series**

12V Application

Featuring clear lens & reflective background. Diodes light in red or amber.

Lamp Dimension : 4-1/4" Dia. x 7/8" H

Mounting Clearance : 1-3/4" Depth

	Colour	Diodes	Function	SAE	Pkg
<b>LED4006T-40A</b>	Amber	40	Turn Signal	I	Bulk
<b>LED4006T-40R</b>	Red	40	Stop/Turn/Tail	IST	Bulk

**Clear Lens Lamps**

**Mounting Accessories for LED4006T-40 series**

Grommets	GR4000 or GR4001	See Page 91
Pigtails	PT9530 or PT9180	See Page 93
Mounting Brackets	MB4000	See Page 92
Decorative Bezels	BZ4000 or BZ4000V	See Page 88



See next page for flange mount lamps & kits available



4" Round LED Lamps

*Incandescent Version (Page 51 to 52)*

40 Diodes Series (Cont'd)

Flush Mount Lamps with Stainless Steel Security Flanges Installed. Security Flange with Stainless Steel Spring Clasps hold lamp securely to flange and to vehicle body.

Amber	Red
<b>LEDS4000-40A</b>	<b>LEDS4000-40R</b>

Flush Mount Lamps with Flanges Installed.

Flange Type	Amber	Red
Stainless Steel	<b>LED4040-40A</b>	<b>LED4040-40R</b>
White ABS	<b>LEDF4000-40A0</b>	<b>LEDF4000-40R0</b>
Black ABS	<b>LEDF4000-40A1</b>	<b>LEDF4000-40R1</b>
Gray ABS	<b>LEDF4000-40A2</b>	<b>LEDF4000-40R2</b>
Chrome ABS	<b>LEDF4000-40A5</b>	<b>LEDF4000-40R5</b>

Lamps with Grommet & Pigtail (PT9530).

Grommet Type (Part No.)	Amber	Red
Open (GR4000)	<b>KTL4006-40A</b>	<b>KTL4006-40R</b>
Closed (GR4001)	<b>KTL4007-40A</b>	<b>KTL4007-40R</b>

Lamps with Grommet, Steel Mounting Bracket (MB4000) & Pigtail (PT9530).

Grommet Type (Part No.)	Amber	Red
Closed (GR4001)	<b>KTLM4007-40A</b>	<b>KTLM4007-40R</b>



LED4000-40R



LEDF4000-40A1



KTL4006-40R



KTLM4007-40A

	Colour	Diodes	Lamp Dimension : 4-1/4" Dia. x 2" H Mounting Clearance : 2-1/8" Depth		
			Function	SAE	Pkg
<b>12V Lamps</b>					
<b>LED4000-40R</b>	Red	40	Stop/Turn/Tail	IST	Bulk
<b>LED4000-56A</b>	Amber	56	Turn Signal/Marker	IP2	Bulk
<b>LED4000-56R</b>	Red	56	Stop/Turn/Tail	IP2ST	Bulk
<b>LED4000-56W</b>	White	56	Back Up	R	Bulk

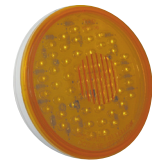
<b>24V Lamp</b>					
<b>LED4000-56R-24</b>	Red	56	Stop/Turn/Tail	IP2ST	Bulk

Mounting Accessories for LED4000-56 series


Grommets	GR4000 or GR4001	See Page 91
Pigtails	PT9530 or PT9180	See Page 93
Mounting Brackets	MB4000	See Page 92
Decorative Bezels	BZ4000 or BZ4000V	See Page 88

Flush Mount Lamps (12V) with Stainless Steel Security Flanges Installed. Security Flange with Stainless Steel Spring Clasps hold lamp securely to flange and to vehicle body.

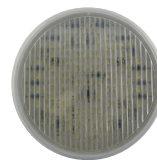
Amber	Red	White
<b>LEDS4000-56A</b>	<b>LEDS4000-56R</b>	<b>LEDS4000-56W</b>



LED4000-56A



LED4000-56R



LED4000-56W



LEDS4000-56R

See next page for more flange mount lamps & kits available

4" Round LED Lamps

*Incandescent Version (Page 51 to 52)*

**56 Diodes Series (Cont'd)**



LED4000-56R5



KTL4000-56A



KTLM4001-56A

**Flush Mount Lamps (12V) with Flanges Installed.**

Flange Type	Amber	Red	White
Stainless Steel	<b>LED4040-56A</b>	<b>LED4040-56R</b>	<b>LED4040-56W</b>
White ABS	<b>LED4000-56A0</b>	<b>LED4000-56R0</b>	<b>LED4000-56W0</b>
Black ABS	<b>LED4000-56A1</b>	<b>LED4000-56R1</b>	<b>LED4000-56W1</b>
Gray ABS	<b>LED4000-56A2</b>	<b>LED4000-56R2</b>	<b>LED4000-56W2</b>
Chrome ABS	<b>LED4000-56A5</b>	<b>LED4000-56R5</b>	<b>LED4000-56W5</b>

**Lamps (12V) with Grommet & Pigtail (PT9530).**

Grommet Type (Part No.)	Amber	Red	White
Open (GR4000)	<b>KTL4000-56A</b>	<b>KTL4000-56R</b>	<b>KTL4000-56W</b>
Closed (GR4001)	<b>KTL4001-56A</b>	<b>KTL4001-56R</b>	<b>KTL4001-56W</b>

**Lamps (12V) with Grommet, Steel Mounting Bracket (MB4000) & Pigtail (PT9530).**

Grommet Type (Part No.)	Amber	Red	White
Closed (GR4001)	<b>KTLM4001-56A</b>	<b>KTLM4001-56R</b>	<b>KTLM4001-56W</b>

**61 Diodes Series**

12V Application  
Lamp Dimension : 4-1/4" Dia. x 2" H  
Mounting Clearance : 2-1/8" Depth

	Colour	Diodes	Function	SAE	Pkg
<b>LED4000-61A</b>	Amber	61	Signal	I	Bulk
<b>LED4000-61R</b>	Red	61	Stop/Turn/Tail	IS2T2	Bulk

**Mounting Accessories for LED4000-61 series**

Grommets	GR4000 or GR4001	See Page 91
Pigtails	PT9530 or PT9180	See Page 93
Mounting Brackets	MB4000	See Page 92
Decorative Bezels	BZ4000 or BZ4000V	See Page 88

**Flush Mount Lamps with Flanges Installed.**


Flange Type	Amber	Red
Stainless Steel	<b>LED4040-61A</b>	<b>LED4040-61R</b>
White ABS	<b>LED4000-61A0</b>	<b>LED4000-61R0</b>
Black ABS	<b>LED4000-61A1</b>	<b>LED4000-61R1</b>
Gray ABS	<b>LED4000-61A2</b>	<b>LED4000-61R2</b>
Chrome ABS	<b>LED4000-61A5</b>	<b>LED4000-61R5</b>

**Lamps with Grommet & Pigtail (PT9530).**

Grommet Type (Part No.)	Amber	Red
Open (GR4000)	<b>KTL4000-61A</b>	<b>KTL4000-61R</b>
Closed (GR4001)	<b>KTL4001-61A</b>	<b>KTL4001-61R</b>

**Lamps with Grommet, Steel Mounting Bracket (MB4000) & Pigtail (PT9530).**

Grommet Type (Part No.)	Amber	Red
Closed (GR4001)	<b>KTLM4001-61A</b>	<b>KTLM4001-61R</b>



LED4000-61A



LED4000-61R



LED4000-61R1



KTL4000-61A



KTLM4001-61R



Rectangular LED Lamps

*Incandescent Version (Page 53)*

24 Diodes Series

12V Application  
 Lamp Dimension : 5-3/8" L x 3-1/2" W x 1-1/4" H  
 Mounting Clearance : 2-1/8" Depth

	Colour	Diodes	Function	SAE	Pkg
<b>LED4060-24A</b>	Amber	24	Signal / Park / Clearance	I6PP2	Bulk
<b>LED4060-24R</b>	Red	24	Stop / Turn / Signal / Park	I6P2 S2(3)T	Bulk

Mounting Accessories for LED4060-24 series

Grommets	GR4060	See Page 91
Pigtails	PT9530 or PT9180	See Page 93
Mounting Brackets	MB4060	See Page 92

Lamps with Grommet & Pigtail (PT9530).

Grommet Type (Part No.)	Amber	Red
Open (GR4060)	<b>KTL4060-24A</b>	<b>KTL4060-24R</b>

Lamps with Grommet, Steel Mounting Bracket (MB4060) & Pigtail (PT9530).

Grommet Type (Part No.)	Amber	Red
Open (GR4060)	<b>KTLM4060-24A</b>	<b>KTLM4060-24R</b>



LED4060-24A

LED4060-24R



KTL4060-24R



KTLM4060-24A

60 Diodes Series

12V Application  
 Lamp Dimension : 5-1/4" L x 3-3/8" W x 2" H  
 Mounting Clearance : 2-1/8" Depth

	Colour	Diodes	Function	SAE	Pkg
<b>LED4060-60A</b>	Amber	60	Turn Signal/Park	IP	Bulk
<b>LED4060-60R</b>	Red	60	Stop/Turn/Tail/Park	IP2ST	Bulk

Mounting Accessories for LED4060-60 series

Grommets	GR4060	See Page 91
Flanges	FL4060SS	See Page 89
Pigtails	PT9530 or PT9180	See Page 93
Mounting Brackets	MB4060	See Page 92

Flush Mount Lamps with Flanges Installed.


Flange Type	Amber	Red
Stainless Steel	<b>LED4064-60A</b>	<b>LED4064-60R</b>

Lamps with Grommet & Pigtail (PT9530).

Grommet Type (Part No.)	Amber	Red
Open (GR4060)	<b>KTL4060-60A</b>	<b>KTL4060-60R</b>

Lamps with Grommet, Steel Mounting Bracket (MB4060) & Pigtail (PT9530).

Grommet Type (Part No.)	Amber	Red
Open (GR4060)	<b>KTLM4060-60A</b>	<b>KTLM4060-60R</b>



LED4060-60A

LED4060-60R



LED4064-60R



KTL4060-60A




KTLM4060-60R

7" Round Bus LED Lamps



LED7000A



LED7000R

7" Round Lamps

Lamps come with lead wires for surface mount installation without pigtails.

Lamp Dimension : 7" Dia. x 1-5/8" H

Mounting : 4 holes on 6-1/4" Dia.

12V Application

LED7000A

Colour	Diodes	Function	SAE	Pkg
Amber	80	Turn Signal Side Marker / Reflector	I6P2A	Bulk

LED7000R

Red	60	Stop/Turn/Tail/ Reflector	I6P2S2T2A	Bulk
-----	----	------------------------------	-----------	------



LED7010A



LED7010R

7" Round Lamps w/ Built-in Circuit Breaker

Lamps come with lead wires for surface mount installation without pigtails. Built-in circuit breaker prevents lamps being damaged by voltage spikes. Lamps cease to light when voltage spikes up to 36V and will light again when voltage drops.

Lamp Dimension : 7-1/8" Dia. 1-3/8" H

Mounting : 4 holes on 6-1/4" Dia.

12V Application

LED7010A

Colour	Diodes	Function	SAE	Pkg
Amber	47	Turn Signal / Reflector	A16	Bulk

LED7010R

Red	47	Stop/Turn/Tail/ Rear Reflector	A16P2 S2(3)T	Bulk
-----	----	-----------------------------------	-----------------	------

Combination Lamps

[Incandescent Version \(Page 54\)](#)

Universal combination lamps function as stop, turn, tail, license, backup and rear reflector.

Lamp Dimension : 5-7/8" L x 6-3/4" W x 2-7/8" H

3 Studs (Stud Size : 1/4")

12V Application



LTL6400

LTL6400

Colour	Diodes	Function	SAE	Pkg
Red	16 Tail 18 Backup 4 License	Stop/Turn/Tail/ Rear & Side Reflector / Side Clearance / License/Back Up	AS2T(3)R/L	Bulk

LED6400-16R

Red	16 Tail 36 Backup	Stop/Turn/Tail/ Rear & Side Reflector	AS2T(3)R/L	Bulk
-----	----------------------	---	------------	------

LED6400L-16R

Same as LED6400-16R with 5 Clear LED's for License light

Stop/Turn/Tail Slim Line Trailer Bars

Dimension : 17" L x 1-3/8" W x 1" H

Mounting : 16" centre

12V Application



LLB1017S-11R

LLB1017S-11R

Colour	Diodes	Function	SAE	Pkg
Red	11	Stop/Turn/Tail/Park	STIP	Bulk





Submersible Trailer Lamps For Vehicles Under 80” *Incandescent Version (Page 55 to 56)*

Submersible lamps must have watertight electrical connections to prevent electrical shorts in the lamps.

Lamp Dimension : 5” L x 4-1/2” W x 2-3/4” H

Mounting : 2” centre

Stud Size : 1/4”

12V Application

	Diodes	Function	SAE	Pkg
<b>LED5441</b>	12 Tail 4 Marker	Stop/Turn/Tail/ Rear & Side Reflector / Marker	A(3)I6(3) S2(3)/AP2	Bulk
<b>LED5441L</b>	12 Tail 4 Marker 4 License	Stop/Turn/Tail/ Rear & Side Reflector / Marker / License	A(3)I6(3) / S2(3)I / AP2 / L	Bulk



LED5441



LED5441L

Replacement Lens

		Pkg
<b>LER5441R</b>	Replacement Red Lens for LED5441 & LED5441L	Bulk

Trailer Kit

	Consisting of:	Pkg
<b>LTL5441K</b>	LED5441, LED5441L, LED Amber Side Markers, License Bracket, Trunk Connector, 20 ft Wire Harness & Mounting Hardware	Clamshell



LTL5441K

Lamp Dimension : 5-1/8” L x 4-5/8” W x 1-7/8” H

Mounting : 2” centre

Stud Size : 1/4”

12V Application

	Diodes	Function	SAE	Pkg
<b>LTL5451</b>	14 Tail 1 Marker	Stop/Turn/Tail / Side Marker / Reflector	AISTP2 / AP2	Bulk
<b>LTL5451L</b>	14 Tail 1 Marker 2 License	Stop/Turn/Tail / Side Marker / Reflector / License	AISTP2 / AP2 / L	Bulk



LTL5451



LTL5451L

Trailer Kit

	Consisting of:	Pkg
<b>LTL5451K</b>	LED5451, LED5451L, License Bracket, Trunk Connector, 25 ft Wire Harness & Mounting Hardware	Clamshell



LTL5451K

Submersible Trailer Lamps For Vehicles Over 80"

*Incandescent Version (Page 57)*

Submersible lamps must have watertight electrical connections to prevent electrical shorts in the lamps.



LTL7001

**LTL7001**

Lamp Dimension : 8" L x 3-1/2" W x 2-1/8" H  
Mounting : 4" & 2" centre

		12V Application	
Diodes	Function	SAE	Pkg
13 Tail 6 Marker	Stop/Turn/Tail/Rear & Side Reflector/Marker	A1STP2	Bulk
13 Tail 6 Marker 12 License	Stop/Turn/Tail/Rear & Side Reflector/Marker/License	A1STP2L	Bulk



LTL7001L

**LTL7001L**



LTL5452

**LTL5452**

Lamp Dimension : 5-1/2" L x 4-5/8" W x 1-7/8" H  
Mounting : 2" centre

		12V Application	
Diodes	Function	SAE	Pkg
15 Tail 2 Marker	Stop/Turn/Tail / Rear & Side Reflector / Side Marker	APCS2T2IA	Bulk
15 Tail 2 Marker 2 License	Stop/Turn/Tail / Rear & Side Reflector / Side Marker / License	APCS2T2IAL	Bulk



LTL5452L

**LTL5452L**



LTL5452K

**LTL5452K**

**Trailer Kit**

Consisting of:	Pkg
LED5452, LED5452L, License Bracket, Trunk Connector, 25 ft Wire Harness & Mounting Hardware	Clamshell



LTL7101

**LTL7101**

Lamp Dimension : 8-1/8" L x 3" W x 2-7/8" H  
Mounting : 4" & 2" centre

		12V Application	
Diodes	Function	SAE	Pkg
15 Tail 3 Marker	Stop/Turn/Tail / Side Marker / Front & Rear Reflector	STIAP2 APC	Bulk
15 Tail 3 Marker 2 License	Stop/Turn/Tail / Side Marker / Front & Rear Reflector / License	STIAP2 APCL	Bulk



LTL7101L

**LTL7101L**



LTL7101K

**LTL7101K**

**Trailer Kit**

Consisting of:	Pkg
LED7101, LED7101L, License Bracket, Trunk Connector, 20 ft Wire Harness & Mounting Hardware	Clamshell



Round Fender Mount Signal Lamps

*Incandescent Version (Page 59)*

Chrome Die Cast Base Double Face Lamps

Lamp Dimension : 4-1/4" Dia. x 4-7/8" H x 1-7/8" D  
12V Application

Stud Size : 1/2"

	Diodes	Colour	Function	SAE	Pkg
<b>LFM4102-21RA</b>	21 Red 21 Amber	Red/ Amber	Turn Signal/Park	IP	Bulk



LFM4102-21RA

Square Fender Mount Signal Lamps

*Incandescent Version (Page 60)*

Chrome ABS Base Double Face Lamps with Single Stud

Lamp Dimension : 4-3/4" Dia. x 5" H x 2-3/8" D  
12V Application

Stud Size : 1/2"

Left Hand (Driver Side) Lamp w/ Amber Side Marker on the Left

	Diodes	Colour	Function	SAE	Pkg
<b>LFML5212RA</b>	48 Red 64 Amber 6 Side	Red/ Amber	Signal / Side Reflector	16 / IA	Bulk



LFML5212RA

Right Hand (Curb Side) Lamp w/ Amber Side Marker on the Right

	Diodes	Colour	Function	SAE	Pkg
<b>LFMR5212RA</b>	48 Red 64 Amber 6 Side	Red/ Amber	Signal / Side Reflector	16 / IA	Bulk



LFMR5212RA

Chrome ABS Base Double Face Lamps with Two Studs

Lamp Dimension : 4-3/4" Dia. x 5" H x 2-3/8" D  
Stud Distance : 2-1/16" Centre  
12V Application

Stud Size : 5/16"

Left Hand (Driver Side) Lamp w/ Amber Side Marker on the Left

	Diodes	Colour	Function	SAE	Pkg
<b>LFML5222RA</b>	48 Red 64 Amber 6 Side	Red/ Amber	Signal / Side Reflector	16 / IA	Bulk



LFML5222RA

Right Hand (Curb Side) Lamp w/ Amber Side Marker on the Right

	Diodes	Colour	Function	SAE	Pkg
<b>LFMR5222RA</b>	48 Red 64 Amber 6 Side	Red/ Amber	Signal / Side Reflector	16 / IA	Bulk



LFMR5222RA

LED sealed clearance marker lamps feature polycarbonate body and lens. Lamps are hermetically sealed to keep out road contaminants and moisture. Solid state circuit boards. LED lamps provide long life, low amp draw, and are resistant to vibration. All lamps, except decorative, are compliant with DOT FMVSS108 & MOT CMVSS108 safety standards and are coded accordingly. Lamps use standard 2-prong pigtailed where lead wires are not used.

## Sealed Lamps w/ Decorative Chrome Bezels

LED lamps come with decorative ABS chrome bezels and 2 wires. Surface mount installation without grommet & pigtailed.



LED0725-6A



LED0725-6R



LED1025-6A



LED1025-6R



LED1545-6A



LED1545-6R

Lamp Dimension : 4" L x 1-3/8" W x 3/4" H

Mounting : 2" centre

12V Application

**LED0725-6A**  
**LED0725-6R**

Colour	Diodes	Function	SAE	Pkg
Amber	6	Clearance Marker	P2	Bulk
Red	6	Clearance Marker	P2	Bulk

Lamp Dimension : 4" L x 1-5/8" W x 3/4" H

Mounting : 2" centre

12V Application

**LED1025-6A**  
**LED1025-6R**

Colour	Diodes	Function	SAE	Pkg
Amber	6	Clearance Marker	P2	Bulk
Red	6	Clearance Marker	P2	Bulk

Lamp Dimension : 6-5/8" L x 2-1/8" W x 7/8" H

Mounting : 4" centre

12V Application

**LED1545-6A**  
**LED1545-6R**

Colour	Diodes	Function	SAE	Pkg
Amber	6	Clearance Marker	P2	Bulk
Red	6	Clearance Marker	P2	Bulk

## Sealed Slim Line Lamps

Slim Line Marker Lamps for narrow applications. All lamps comes with 2 wires. Surface mount installation without grommet & pigtailed.



LED0750A



LED0750R



LED0750-6A

Lamp Dimension : 4" L x 3/4" W x 1-3/8" H

Mounting : 3" centre

12V Application

**LED0750A**  
**LED0750R**

Colour	Diodes	Function	SAE	Pkg
Amber	7	Clearance Marker	P2	Bulk
Red	7	Clearance Marker	P2	Bulk

Lamp Dimension : 4" L x 3/4" W x 1" H

Mounting: 2.750" centre

**LED0750-6A**  
**LED0750-6R**

Colour	Diodes	Function	SAE	Pkg
Amber	6	Clearance Marker	P2	Poly Bag
Red	6	Clearance Marker	P2	Poly Bag

## Rectangular Marker Lamps



LR2060-8A



LR2060-8R



LED2060-12A

### Reflective Sealed Turtle Back Lamp

Turtle Back Lamps come with single wire and built-in ground. Quick installation without pigtailed.

Lamp Dimension : 6" L x 2" W x 1-1/8" H

Mounting Holes : 4-3/4" centre

12V Application

**LR2060-8A**  
**LR2060-8R**  
**LED2060-12A**  
**LED2060-12R**

Colour	Diodes	Function	SAE	Pkg
Amber	8	Clearance Marker/Reflector	AP2	Bulk
Red	8	Clearance Marker/ Reflector	AP2	Bulk
Amber	12	Clearance Marker/Reflective	AP2	Bulk
Red	12	Clearance Marker/ Reflective	AP2	Bulk




Rectangular Marker Lamps

1" x 2" Sealed Lamps

*Incandescent Version (Page 61)*

Lamp Dimension : 2-5/8" L x 1-1/4" W x 7/8" H  
12V Application


	Colour	Diodes	Function	SAE	Pkg
<b>LED1225-3A</b>	Amber	3	Clearance Marker	P2	Bulk
<b>LED1225-3R</b>	Red	3	Clearance Marker	P2	Bulk
<b>LED1225-6A</b>	Amber	6	Clearance Marker	P2	Bulk
<b>LED1225-6R</b>	Red	6	Clearance Marker	P2	Bulk




LED1225-6A



LED1225-6R




KTL1225R



KTL2132A



KTL2129R



KTL2131A

Mounting Accessories for LED1225-6 series

Branch Deflectors	BM1020B	See Page 86
Base Mounts	BM1020C, BM1020CB or BM1020CG	See Page 87
Base Mounts w/Built-In Ground	BM1021C, BM1021CB or BM1021CG	See Page 87
Rail Mounts	BM1020R, BM1020RB or BM1020RG	See Page 87
Grommet	GR1225	See Page 90
Pigtails	PT6020	See Page 93

Lamps with base mount. Various types of base mount with hotwire and built-in ground. Pigtail not required.

Base Mount Type (Part No.)	Amber	Red
Gray Branch Deflector (BM1020B)	<b>KTL1225A</b>	<b>KTL1225R</b>
Black Base Mount (BM1021CB)	<b>KTL2132A</b>	<b>KTL2132R</b>
Gray Base Mount (BM1021CG)	<b>KTL2133A</b>	<b>KTL2133R</b>
Chrome Base Mount (BM1021C)	<b>KTL2134A</b>	<b>KTL2134R</b>

Lamps with base mount and pigtail (PT6020).

Base Mount Type (Part No.)	Amber	Red
Chrome Base Mount (BM1020C)	<b>KTL2126A</b>	<b>KTL2126R</b>
Black Base Mount (BM1020CB)	<b>KTL2128A</b>	<b>KTL2128R</b>
Gray Base Mount (BM1020CG)	<b>KTL2129A</b>	<b>KTL2129R</b>
White Rail Mount (BM1020R)	<b>KTL3127A</b>	<b>KTL3127R</b>
Black Rail Mount (BM1020RB)	<b>KTL2130A</b>	<b>KTL2130R</b>
Gray Rail Mount (BM1020RG)	<b>KTL2131A</b>	<b>KTL2131R</b>

1" x 4" Sealed Lamps

*Incandescent Version (Page 61)*

Marker Lamps come with base mount, hotwire and built-in ground. Quick installation without pigtail.

Lamp Dimension : 4" L x 1-1/4" W x 7/8" H  
12V Application

	Colour	Diodes	Function	SAE	Pkg
<b>LED1040-12A</b>	Amber	12	Clearance Marker	P2	Bulk
<b>LED1040-12R</b>	Red	12	Clearance Marker	P2	Bulk



LED1040-12A



LED1040-12R

Mounting Accessories for LED1040-12 series

Base Mounts w/ Built-In Ground	BM1040B, BM1040BB or BM1040BC	See Page 87
--------------------------------	-------------------------------	-------------

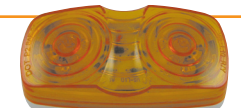
2" x 4" Bullseye Lamps

*Incandescent Version (Page 66)*


Marker Lamps come with single wire and built-in ground. Quick installation without pigtail.

Lamp Dimension : 4" L x 2" W x 1" H  
Mounting : 3" centre

	Colour	Diodes	Function	SAE	Pkg
<b>LED2040A</b>	Amber	10	Clearance Marker	P2	Bulk
<b>LED2040R</b>	Red	10	Clearance Marker	P2	Bulk



LED2040A



LED2040R



BM2043C

Mounting Accessories for LED2040 series

<b>BM2043C</b>	Chrome Guard	Pkg
		Bulk

2" Sealed Round Lamps

Incandescent Version (Page 62)

4 Diodes Series

Lamp Dimension : 2" Dia. x 3/4" H  
12V Application



LED2000-4A



LED2000-4R



LEDF2000-4A0



KTL2000-4R



KTL3201-4A



KTLM2001-4R

	Colour	Diodes	Function	SAE	Pkg
<b>LED2000-4A</b>	Amber	4	Clearance Marker	P2	Bulk
<b>LED2000-4R</b>	Red	4	Clearance Marker	P2	Bulk

Mounting Accessories for LED2000-4 series

Grommets	GR2000 or GR2001	See Page 90
Branch Deflector	BD2000	See Page 86
Pigtails	PT6020	See Page 93
Mounting Brackets	MB2000	See Page 92
Decorative Bezels	BZ2000 or BZ2000V	See Page 88

Flush Mount Lamps with Flanges Installed.

Flange Type	Amber	Red
White ABS	<b>LEDF2000-4A0</b>	<b>LEDF2000-4R0</b>
Black ABS	<b>LEDF2000-4A1</b>	<b>LEDF2000-4R1</b>
Gray ABS	<b>LEDF2000-4A2</b>	<b>LEDF2000-4R2</b>
Chrome ABS	<b>LEDF2000-4A5</b>	<b>LEDF2000-4R5</b>

Lamps with Grommet & Pigtail (PT6020).

Grommet Type (Part No.)	Amber	Red
Open (GR2000)	<b>KTL2000-4A</b>	<b>KTL2000-4R</b>
Closed (GR2001)	<b>KTL2001-4A</b>	<b>KTL2001-4R</b>

Lamps with Grommet, Branch Deflector (BD2000) & Pigtail (PT6020).

Grommet Type (Part No.)	Amber	Red
Closed (GR2001)	<b>KTL3201-4A</b>	<b>KTL3201-4R</b>

Lamps with Grommet, Steel Mounting Bracket (MB2000) & Pigtail (PT6020).

Grommet Type (Part No.)	Amber	Red
Closed (GR2001)	<b>KTLM2001-4A</b>	<b>KTLM2001-4R</b>

9 Diodes Series

Lamp Dimension : 2" Dia. L x 1" H  
12V Application



LED2000-9A



LED2000-9R

	Colour	Diodes	Function	SAE	Pkg
<b>LED2000-9A</b>	Amber	9	Clearance Marker	P3PC	Bulk
<b>LED2000-9R</b>	Red	9	Clearance Marker	P3PC	Bulk

Mounting Accessories for LED2000-9 series

Grommets	GR2000 or GR2001	See Page 90
Branch Deflector	BD2000	See Page 86
Pigtails	PT6020	See Page 93
Mounting Brackets	MB2000	See Page 92
Decorative Bezels	BZ2000 or BZ2000V	See Page 88

See next page for flange mount lamps & kits available



2" Sealed Round Lamps

*Incandescent Version (Page 62)*

9 Diodes Series (Cont'd)

**Flush Mount Lamps with Flanges Installed.**

Flange Type	Amber	Red
White ABS	<b>LEDF2000-9A0</b>	<b>LEDF2000-9R0</b>
Black ABS	<b>LEDF2000-9A1</b>	<b>LEDF2000-9R1</b>
Gray ABS	<b>LEDF2000-9A2</b>	<b>LEDF2000-9R2</b>
Chrome ABS	<b>LEDF2000-9A5</b>	<b>LEDF2000-9R5</b>



LED2000-9R1

**Lamps with Grommet & Pigtail (PT6020).**


Grommet Type (Part No.)	Amber	Red
Open (GR2000)	<b>KTL2000-9A</b>	<b>KTL2000-9R</b>
Closed (GR2001)	<b>KTL2001-9A</b>	<b>KTL2001-9R</b>



KTL2000-9R

**Lamps with Grommet, Branch Deflector (BD2000) & Pigtail (PT6020).**

Grommet Type (Part No.)	Amber	Red
Closed (GR2001)	<b>KTL3201-9A</b>	<b>KTL3201-9R</b>



KTL3201-9A

**Lamps with Grommet, Steel Mounting Bracket (MB2000) & Pigtail (PT6020).**

Grommet Type (Part No.)	Amber	Red
Closed (GR2001)	<b>KTLM2001-9A</b>	<b>KTLM2001-9R</b>



KTLM2001-9R

10 Diodes Series

Featuring attractive "Star" light pattern when lit.

Lamp Dimension : 2" Dia. L x 3/4" H  
12V Application

	Colour	Diodes	Function	SAE	Pkg
<b>LED2000-10A</b>	Amber	10	Clearance Marker	P2	Bulk
<b>LED2000-10R</b>	Red	10	Clearance Marker	P2	Bulk



LED2000-10R/10A

**Clear Lens Lamps**

<b>LED2000C-10A</b>	Amber	10	Clearance Marker	P2	Bulk
<b>LED2000C-10R</b>	Red	10	Clearance Marker	P2	Bulk



LED2000C-10A

**Mounting Accessories for LED2000-10 series**

Grommets	GR2000 or GR2001	See Page 90
Branch Deflector	BD2000	See Page 86
Pigtails	PT6020	See Page 93
Mounting Brackets	MB2000	See Page 92
Decorative Bezels	BZ2000 or BZ2000V	See Page 88



LED2000C-10R

**Flush Mount Lamps with Flanges Installed.**

Flange Type	Amber	Red
White ABS	<b>LEDF2000-10A0</b>	<b>LEDF2000-10R0</b>
Black ABS	<b>LEDF2000-10A1</b>	<b>LEDF2000-10R1</b>
Gray ABS	<b>LEDF2000-10A2</b>	<b>LEDF2000-10R2</b>
Chrome ABS	<b>LEDF2000-10A5</b>	<b>LEDF2000-10R5</b>



LED2000-10R5

See next page for more flange mounts lamps & kits available

2" Sealed Round Lamps

*Incandescent Version (Page 62)*

**10 Diodes Series (Cont'd)**

**Flush Mount Lamps with Flanges Installed.**



LED2000C-10R1

Flange Type	Clear Lens Amber	Clear Lens Red
White ABS	<b>LEDF2000C-10A0</b>	<b>LEDF2000C-10R0</b>
Black ABS	<b>LEDF2000C-10A1</b>	<b>LEDF2000C-10R1</b>
Gray ABS	<b>LEDF2000C-10A2</b>	<b>LEDF2000C-10R2</b>
Chrome ABS	<b>LEDF2000C-10A5</b>	<b>LEDF2000C-10R5</b>

**Lamps with Grommet & Pigtail (PT6020).**



KTL2001-10R

Grommet Type (Part No.)	Amber	Red
Open (GR2000)	<b>KTL2000-10A</b>	<b>KTL2000-10R</b>
Closed (GR2001)	<b>KTL2001-10A</b>	<b>KTL2001-10R</b>
	Clear Lens Amber	Clear Lens Red
Open (GR2000)	<b>KTL2000C-10A</b>	<b>KTL2000C-10R</b>
Closed (GR2001)	<b>KTL2001C-10A</b>	<b>KTL2001C-10R</b>

**Lamps with Grommet, Branch Deflector (BD2000) & Pigtail (PT6020).**



KTL3201-10R

Grommet Type (Part No.)	Amber	Red
Closed (GR2001)	<b>KTL3201-10A</b>	<b>KTL3201-10R</b>
	Clear Lens Amber	Clear Lens Red
Closed (GR2001)	<b>KTL3201C-10A</b>	<b>KTL3201C-10R</b>

**Lamps with Grommet, Steel Mounting Bracket (MB2000) & Pigtail (PT6020).**



KTLM2001-10A

Grommet Type (Part No.)	Amber	Red
Closed (GR2001)	<b>KTLM2001-10A</b>	<b>KTLM2001-10R</b>
	Clear Lens Amber	Clear Lens Red
Closed (GR2001)	<b>KTLM2001C-10A</b>	<b>KTLM2001C-10R</b>

**Beehive Series**

Featuring attractive "Star" light pattern when lite

Lamp Dimension : 2" Dia. x 1-1/2" H

12V Application



LED7200A

	Colour	Diodes	Function	SAE	Pkg
<b>LED7200A</b>	Amber	9	Clearance Marker	P2	Bulk
<b>LED7200R</b>	Red	9	Clearance Marker	P2	Bulk

**Mounting Accessories for LED7200 series**



LED7200R

Grommets	GR2000 or GR2001	See Page 90
Branch Deflector	BD2000	See Page 86
Pigtails	PT6020	See Page 93
Mounting Brackets	MB2000	See Page 92
Decorative Bezels	BZ2000 or BZ2000V	See Page 88

**Flush Mount Lamps with Flanges Installed.**



LED7200R1

Flange Type	Amber	Red
White ABS	<b>LEDF7200A0</b>	<b>LEDF7200R0</b>
Black ABS	<b>LEDF7200A1</b>	<b>LEDF7200R1</b>
Gray ABS	<b>LEDF7200A2</b>	<b>LEDF7200R2</b>

See next page for kits available





**2" Sealed Round Lamps**

*Incandescent Version (Page 62)*

**Beehive Series (Cont'd)**

Lamps with Grommet & Pigtail (PT6020).		
Grommet Type (Part No.)	Amber	Red
Open (GR2000)	<b>KTL7200A</b>	<b>KTL7200R</b>
Closed (GR2001)	<b>KTL7201A</b>	<b>KTL7201R</b>

Lamps with Grommet, Branch Deflector (BD2000) & Pigtail (PT6020).		
Grommet Type (Part No.)	Amber	Red
Closed (GR2001)	<b>KTL7205A</b>	<b>KTL7205R</b>

Lamps with Grommet, Steel Mounting Bracket (MB2000) & Pigtail (PT6020).		
Grommet Type (Part No.)	Amber	Red
Closed (GR2001)	<b>KTLM7200A</b>	<b>KTLM7200R</b>



KTL7200A



KTL7205R




KTLM7200A

**2.5" Sealed Round Lamps**

*Incandescent Version (Page 63)*

**4 Diodes Series**

	Colour	Diodes	Function	Lamp Dimension : 2-1/2" Dia. x 3/4" H 12V Application	
				SAE	Pkg
<b>LED2500-4A</b>	Amber	4	Clearance Marker	P2	Bulk
<b>LED2500-4R</b>	Red	4	Clearance Marker	P2	Bulk



LED2500-4A

Mounting Accessories for LED2500-4 series		
Grommets	GR2500 or GR2501	See Page 91
Branch Deflector	BD2500	See Page 86
Pigtails	PT6020	See Page 93
Mounting Brackets	MB2500	See Page 92
Decorative Bezels	BZ2500 or BZ2500V	See Page 88



LED2500-4R

Flush Mount Lamps with Flanges Installed.		
Flange Type	Amber	Red
White ABS	<b>LEDF2500-4A0</b>	<b>LEDF2500-4R0</b>
Black ABS	<b>LEDF2500-4A1</b>	<b>LEDF2500-4R1</b>
Gray ABS	<b>LEDF2500-4A2</b>	<b>LEDF2500-4R2</b>
Chrome ABS	<b>LEDF2500-4A5</b>	<b>LEDF2500-4R5</b>



LEDF2500-4A0

Lamps with Grommet & Pigtail (PT6020).		
Grommet Type (Part No.)	Amber	Red
Open (GR2500)	<b>KTL2500-4A</b>	<b>KTL2500-4R</b>
Closed (GR2501)	<b>KTL2501-4A</b>	<b>KTL2501-4R</b>



KTL2500-4R

Lamps with Grommet, Branch Deflector (BD2500) & Pigtail (PT6020).		
Grommet Type (Part No.)	Amber	Red
Closed (GR2501)	<b>KTL3251-4A</b>	<b>KTL3251-4R</b>



KTL3251-4A

Lamps with Grommet, Steel Mounting Bracket (MB2500) & Pigtail (PT6020).		
Grommet Type (Part No.)	Amber	Red
Closed (GR2501)	<b>KTLM2501-4A</b>	<b>KTLM2501-4R</b>




KTLM2501-4R

2.5" Sealed Round Lamps

*Incandescent Version (Page 63)*

12 Diodes Series



LED2500-12A



LED2500-12R

Lamp Dimension : 2-1/2" Dia. L x 1"H

	Colour	Diodes	Function	12V Application SAE	Pkg
<b>LED2500-12A</b>	Amber	12	Clearance Marker	P2P3	Bulk
<b>LED2500-12R</b>	Red	12	Clearance Marker	P2P3	Bulk

Mounting Accessories for LED2500-12 series

Grommets	GR2500 or GR2501	See Page 91
Branch Deflector	BD2500	See Page 86
Pigtails	PT6020	See Page 93
Mounting Brackets	MB2500	See Page 92
Decorative Bezels	BZ2500 or BZ2500V	See Page 88

Flush Mount Lamps with Flanges Installed.



LED2500-12R2

Flange Type	Amber	Red
White ABS	<b>LEDF2500-12A0</b>	<b>LEDF2500-12R0</b>
Black ABS	<b>LEDF2500-12A1</b>	<b>LEDF2500-12R1</b>
Gray ABS	<b>LEDF2500-12A2</b>	<b>LEDF2500-12R2</b>
Chrome ABS	<b>LEDF2500-12A5</b>	<b>LEDF2500-12R5</b>

Lamps with Grommet & Pigtail (PT6020).



KTL2500-12A

Grommet Type (Part No.)	Amber	Red
Open (GR2500)	<b>KTL2500-12A</b>	<b>KTL2500-12R</b>
Closed (GR2501)	<b>KTL2501-12A</b>	<b>KTL2501-12R</b>

Lamps with Grommet, Branch Deflector (BD2500) & Pigtail (PT6020).



KTL3251-12R

Grommet Type (Part No.)	Amber	Red
Closed (GR2501)	<b>KTL3251-12A</b>	<b>KTL3251-12R</b>

Lamps with Grommet, Steel Mounting Bracket (MB2500) & Pigtail (PT6020).



KTLM2501-12A

Grommet Type (Part No.)	Amber	Red
Closed (GR2501)	<b>KTLM2501-12A</b>	<b>KTLM2501-12R</b>



## 2.5" Sealed Round Lamps

*Incandescent Version (Page 63)*

### 13 Diodes Series

Featuring attractive "Star" light pattern when lit.

Lamp Dimension : 2-1/2" Dia. L x 3/4" D

	Colour	Diodes	Function	12V Application	
				SAE	Pkg
<b>LED2500-13A</b>	Amber	13	Clearance Marker	P2	Bulk
<b>LED2500-13R</b>	Red	13	Clearance Marker	P2	Bulk
<b>Clear Lens Lamps</b>					
<b>LED2500C-13A</b>	Amber	13	Clearance Marker	P2	Bulk
<b>LED2500C-13R</b>	Red	13	Clearance Marker	P2	Bulk



LED2500-13A/13R



LED2500C-13A



LED2500C-13R

#### Mounting Accessories for LED2500-13 series

Grommets	GR2500 or GR2501	See Page 91
Branch Deflector	BD2500	See Page 86
Pigtails	PT6020	See Page 93
Mounting Brackets	MB2500	See Page 92
Decorative Bezels	BZ2500 or BZ2500V	See Page 88

#### Flush Mount Lamps with Flanges Installed.

Flange Type	Amber	Red
White ABS	<b>LEDF2500-13A0</b>	<b>LEDF2500-13R0</b>
Black ABS	<b>LEDF2500-13A1</b>	<b>LEDF2500-13R1</b>
Gray ABS	<b>LEDF2500-13A2</b>	<b>LEDF2500-13R2</b>
Chrome ABS	<b>LEDF2500-13A5</b>	<b>LEDF2500-13R5</b>
	Clear Lens Amber	Clear Lens Red
White ABS	<b>LEDF2500C-13A0</b>	<b>LEDF2500C-13R0</b>
Black ABS	<b>LEDF2500C-13A1</b>	<b>LEDF2500C-13R1</b>
Gray ABS	<b>LEDF2500C-13A2</b>	<b>LEDF2500C-13R2</b>
Chrome ABS	<b>LEDF2500C-13A5</b>	<b>LEDF2500C-13R5</b>



LEDF2500-13A1

#### Lamps with Grommet & Pigtail (PT6020).

Grommet Type (Part No.)	Amber	Red
Open (GR2500)	<b>KTL2500-13A</b>	<b>KTL2500-13R</b>
Closed (GR2501)	<b>KTL2501-13A</b>	<b>KTL2501-13R</b>
	Clear Lens Amber	Clear Lens Red
Open (GR2500)	<b>KTL2500C-13A</b>	<b>KTL2500C-13R</b>
Closed (GR2501)	<b>KTL2501C-13A</b>	<b>KTL2501C-13R</b>



KTL2500-13R

#### Lamps with Grommet, Branch Deflector (BD2500) & Pigtail (PT6020).

Grommet Type (Part No.)	Amber	Red
Closed (GR2501)	<b>KTL3251-13A</b>	<b>KTL3251-13R</b>
	Clear Lens Amber	Clear Lens Red
Closed (GR2501)	<b>KTL3251C-13A</b>	<b>KTL3251C-13R</b>



KTL3251-13A

#### Lamps with Grommet, Steel Mounting Bracket (MB2500) & Pigtail (PT6020).

Grommet Type (Part No.)	Amber	Red
Closed (GR2501)	<b>KTLM2501-13A</b>	<b>KTLM2501-13R</b>
	Clear Lens Amber	Clear Lens Red
Closed (GR2501)	<b>KTLM2501C-13A</b>	<b>KTLM2501C-13R</b>



KTLM2501-13R

2.5" Sealed Round Lamps

Reflective Series

*Incandescent Version (Page 64)*



LR2500-4A



LR2500-4R



LRF2500-4R5



KTRL2500-4A



KTRL3251-4R



KTRLM2500-4A

Lamp Dimension : 2-1/2" Dia. x 3/4" H

	Colour	Diodes	Function	12V Application SAE	Pkg
<b>LR2500-4A</b>	Amber	4	Clearance Marker	AP2	Bulk
<b>LR2500-4R</b>	Red	4	/ Reflector	AP2	Bulk

Mounting Accessories for LR2500-4 series

Grommets	GR2500 or GR2501	See Page 91
Branch Deflector	BD2500	See Page 86
Pigtails	PT6020	See Page 93
Mounting Brackets	MB2500	See Page 92
Decorative Bezels	BZ2500 or BZ2500V	See Page 88

Flush Mount Lamps with Flanges Installed.

Flange Type	Amber	Red
White ABS	<b>LRF2500-4A0</b>	<b>LRF2500-4R0</b>
Black ABS	<b>LRF2500-4A1</b>	<b>LRF2500-4R1</b>
Gray ABS	<b>LRF2500-4A2</b>	<b>LRF2500-4R2</b>
Chrome ABS	<b>LRF2500-4A5</b>	<b>LRF2500-4R5</b>

Lamps with Grommet & Pigtail (PT6020).

Grommet Type (Part No.)	Amber	Red
Open (GR2500)	<b>KTRL2500-4A</b>	<b>KTRL2500-4R</b>
Closed (GR2501)	<b>KTRL2501-4A</b>	<b>KTRL2501-4R</b>

Lamps with Grommet, Branch Deflector (BD2500) & Pigtail (PT6020).

Grommet Type (Part No.)	Amber	Red
Closed (GR2001)	<b>KTRL3251-4A</b>	<b>KTRL3251-4R</b>

Lamps with Grommet, Steel Mounting Bracket (MB2500) & Pigtail (PT6020).

Grommet Type (Part No.)	Amber	Red
Closed (GR2001)	<b>KTRLM2500-4A</b>	<b>KTRLM2500-4R</b>

Beehive Series

Lamp Dimension : 2-1/2" Dia. x 2-3/8" H



LED7250A



LED7250R

	Colour	Diodes	Function	12V Application SAE	Pkg
<b>LED7250A</b>	Amber	13	Clearance Marker	P2	Bulk
<b>LED7250R</b>	Red	13	Clearance Marker	P2	Bulk

Mounting Accessories for LED7250 series

Grommets	GR2500 or GR2501	See Page 91
Branch Deflector	BD2500	See Page 86
Pigtails	PT6020	See Page 93
Mounting Brackets	MB2500	See Page 92
Decorative Bezels	BZ2500 or BZ2500V	See Page 88

See next page for flush mount lamps & kits available



2.5" Sealed Round Lamps

Beehive Series (Cont'd)

Flush Mount Lamps with Flanges Installed.

Flange Type	Amber	Red
White ABS	<b>LEDF7250A0</b>	<b>LEDF7250R0</b>
Black ABS	<b>LEDF7250A1</b>	<b>LEDF7250R1</b>
Gray ABS	<b>LEDF7250A2</b>	<b>LEDF7250R2</b>
Chrome ABS	<b>LEDF7250A5</b>	<b>LEDF7250R5</b>



LEDF7250A0

Lamps with Grommet & Pigtail (PT6020).

Grommet Type (Part No.)	Amber	Red
Open (GR2500)	<b>KTL7250A</b>	<b>KTL7250R</b>
Closed (GR2501)	<b>KTL7251A</b>	<b>KTL7251R</b>



KTL7250R

Lamps with Grommet, Branch Deflector (BD2500) & Pigtail (PT6020).

Grommet Type (Part No.)	Amber	Red
Closed (GR2001)	<b>KTL7255A</b>	<b>KTL7255R</b>



KTL7255A

Lamps with Grommet, Steel Mounting Bracket (MB2500) & Pigtail (PT6020).

	Amber	Red
Closed (GR2001)	<b>KTLM7250A</b>	<b>KTLM7250R</b>



KTLM7250R

Slim Line Marker Light Bar

This marker light bar can also be used as an auxiliary turn signal when used in combination with approved turn signal. Standard industry color coded wiring (Green, Brown, Yellow & White).

Dimension : 17" L x 1-3/8" W x 1" H  
 Mounting : 16" centre  
 12V Application

	Colour	Diodes	Function	SAE	Pkg
<b>LLB1017P-11R</b>	Red	11	Clearance Marker / Auxiliary Turn Signal	P2	Bulk



LLB1017P-11R  
 as  
 Clearance Marker



LLB1017P-11R  
 as  
 Auxiliary Turn Signal

LED license lamp features polycarbonate body, long life LEDs and solid state circuit board. Lamps are compliant with DOT FMVSS108 & MOT CMVSS108 safety standards. Hard wired for easy installation.

License Lamps

*Incandescent Version (Page 70 to 71)*



Lamp Dimension : 4" L x 1-7/8" W x 2-1/8" H  
 Mounting : 2" centre  
 12V Application

Diodes	Function	SAE	Pkg
12	License	L	Bulk

LED Utility/Dome Lamps

Lampara de Cabina LED

LED utility/dome lamps feature polycarbonate body, long life LEDs. The low amp draw will prolong battery life. Resistant to vibration.

Round Utility/Dome Lamp

*Incandescent Version (Page 75)*



Utility/Dome Lamp with Switch

Lamp Dimension : 5-5/8" Dia. x 1-1/8" H  
 Mounting : 2-3/8" centre • 12V Application

Colour	Diodes	Amps	Pkg
Clear	40	0.51	Box

LDL6000C

Lamp Dimension: 4-1/4" Dia x 2" H  
 Mounting: Grommet or Flange

Colour	Diodes	SAE	Pkg
Clear	19	IST	Bulk

LED4000-19C

\*LED4000-19C  
 Does not have a switch. Uses 3-prong pig tail. (PT9180, PT9530)

Rectangular Utility/Dome Lamps

*Incandescent Version (Page 74 to 75)*



Utility/Dome Lamp - No Switch

Lamp Dimension : 7" L x 4" W x 1-3/8" H  
 Mounting : 5-3/4" centre  
 12V Application

Colour	Diodes	Amps	Pkg
Clear	60	0.57	Box

LDL7550C

LDL7550C



Lamp dimension: 6-1/2" L x 2-1/4" W x 1-1/5" H  
 Mounting: Grommet or Flange

Colour	Diodes	Pkg
Clear	13	Dome Lamp Bulk

LED2238-13C

LED2238-13C

Utility/Dome Lamp with Switch

Lamp Dimension : 8-1/4" L x 1-5/8" W x 3/4" H  
 Mounting : 7-3/4" centre  
 12V Application

Colour	Diodes	Amps	Pkg
Clear	60	0.57	Box



LDL8015C

LDL8015C

Utility/Dome Lamp - No Switch

Lamp Dimension : 8" L x 5-1/8" W x 1-1/2" H  
 Mounting : 3" centre  
 12V Application

Colour	Diodes	Amps	Pkg
Clear	60	0.73	Box



LDL8050C


LDL8050C



LED Warning Lamps with flashing & steady settings. Use 4 AA batteries (not included). Available in Magnetic Back or with Steel Mounting Bracket. Lamp is certified as a tail lamp for emergency use.

## Warning Lamps w/ Magnetic Back

	Colour	Lamp Dimension : 6-3/8" L x 4" W x 1-3/4" H			
		Diodes	Function	SAE	Pkg
<b>LEDM4065-18A</b>	Amber	18	Emergency Tail	T	Bulk
<b>LEDM4065-18G</b>	Green	18	Specialty Warning		Bulk
<b>LEDM4065-18R</b>	Red	18	Emergency Tail	T	Bulk



## LED Strobe Lamps

	Colour	Diodes	Function	Dimensions	Pkg
<b>LSL4034-30A</b>	Amber	30	Quad Flash 10v-30v 2.5w x -4.5w	3.7" H x 5.12" W	Indv. Box
<b>LSLM4034-30A</b>	Amber	30	Quad Flash 10v-30v 2.5w x 4.5w	3.7" H x 5.12" W Magnetic Base	Indv. Box
<b>LSL5054-120A</b>	Amber	120	Quad Flash 10v -30v 8w-15w	3.7" H x 5.12" W	Indv. Box
<b>LSL8054-180A</b>	Amber	180	Quad Flash 10v-30v 12w - 21w	3.7" H x 5.12" W	Indv. Box



## LED Bulbs

## Bombillos LED

LED Bulbs with diodes filled in 360°. Fits 1156, 1157, 3156 and 3157 bases.

## Light Bulbs

	Colour	Diodes	Amps	Type	Pkg
<b>LED1156A</b>	Amber	13	0.20	Single Contact - Fits 1156 Base	Clamshell
<b>LED1156W</b>	White	13	0.22	Single Contact - Fits 1156 Base	Clamshell
<b>LED1157A</b>	Amber	13	0.22	Double Contact - Fits 1157 Base	Clamshell
<b>LED1157R</b>	Red	13	0.22	Double Contact - Fits 1157 Base	Clamshell
<b>LED3156A</b>	Amber	13	0.18	Single Contact - Fits 3156 Base	Clamshell
<b>LED3157R</b>	Red	13	0.18	Double Contact - Fits 3157 Base	Clamshell

*Incandescent Version (Page 79)*




Module is a durable steel housing, powder coated for resistance to road salt and moisture. Complete modules are available in universal mount without side marker and left & right mount with side marker.

Two-Hole Modules

Incandescent Version (Page 76)

Dimension : 12-3/4" L x 7-3/4" W x 2-1/2" H



TM8000U

Empty Trailer Modules

Type	Pkg
<b>TM8000U</b> Universal Empty Trailer Module	Bulk
<b>TM8000L</b> Left Hand Empty Trailer Module	Bulk
<b>TM8000R</b> Right Hand Empty Trailer Module	Bulk

Complete Trailer Modules with 12-Diode Stop/Turn/Tail Lamps

12V Application Dimension : 12-3/4" L x 7-3/4" W x 2-1/2" H

Universal Trailer Modules complete with Red 12-diode LED Stop/Turn/Tail Lamps (LED4000T-12R), Reflector (RF2012R) and Wire Harness (PT9000).



TM9012U

Type	Pkg
<b>TM9012U</b> Universal Module w/ 2 12-diode LED Red STT Lamps	Bulk

12V Application Dimension : 12-3/4" L x 7-3/4" W x 2-1/2" H

Universal Trailer Modules complete with Red 12-diode LED Stop/Turn/Tail Lamp (LED4000T-12R), Amber 12-diode LED Turn Signal Lamp (LED4000T-12A), Reflector (RF2012R) and Wire Harness (PT9000).



TM9612U

Type	Pkg
<b>TM9612U</b> Universal Module w/ 12-diode LED Red Lamp on the Left & 12-dioles LED Amber Lamp on the Right	Bulk



TM9712U

<b>TM9712U</b> Universal Module w/ 12-diode LED Amber Lamp on the Left & 12-dioles LED Red Lamp on the Right	Bulk
--	------



TM9012L

12V Application Dimension : 13-1/2" L x 7-3/4" W x 2-1/2" H

Left or Right Hand Trailer Modules complete with Red 12-diode LED Stop/Turn/Tail Lamps (LED4000T-12R), Red 12-diode LED Side Marker Lamp (LED1040-12R), Reflector (RF2012R) and Wire Harness (PT9050).



TM9012L

Type	Pkg
<b>TM9012L</b> Left Hand Module w/ 2 12-diode LED Red STT Lamps & 12-diode LED Red Side Marker Lamp	Bulk



TM9012R

<b>TM9012R</b> Right Hand Module w/ 2 12-diode LED Red STT Lamps & 12-diode LED Red Side Marker Lamp	Bulk
--	------





Two-Hole Modules

*Incandescent Version (Page 76)*

Complete Trailer Modules with 56-Diode Stop/Turn/Tail Lamps

12V Application Dimension : 12-3/4" L x 7-3/4" W x 2-1/2" H

Universal Trailer Modules complete with Red 56-diode LED Stop/Turn/Tail Lamps (LED4000-56R), Reflector (RF2012R) and Wire Harness (PT9000).

Type	Pkg
<b>TM9056U</b> Universal Module w/ 2 56-diode LED Red STT Lamps	Bulk



TM9056U

12V Application Dimension : 13-1/2" L x 7-3/4" W x 2-1/2" H

Left or Right Hand Trailer Modules complete with Red 56-diode LED Stop/Turn/Tail Lamps (LED4000-56R), Red 12-diode LED Side Marker Lamp (LED1040-12R), Reflector (RF2012R) and Wire Harness (PT9050).

Type	Pkg
<b>TM9056L</b> Left Hand Module w/ 2 56-diode LED Red STT Lamps & 12-diode LED Red Side Marker Lamp	Bulk



TM9056L

<b>TM9056R</b> Right Hand Module w/ 2 56-diode LED Red STT Lamps & 12-diode LED Red Side Marker Lamp	Bulk
--	------



TM9056R

Three-Hole Modules


*Incandescent Version (Page 76)*

Can be wired in a variety of options for stop turn tail and signal lights.

-Dimension : 20" L x 7-3/4" W x 2-1/2" H

Empty Trailer Modules

Type	Pkg
<b>TM3000U</b> Universal Empty Trailer Module	Bulk



TM3000U

Complete Trailer Modules with 12-Diode Stop/Turn/Tail Lamps

12V Application Dimension : 20" L x 7-3/4" W x 2-1/2" H

Universal Trailer Modules complete with Red 12-diode LED Stop/Turn/Tail Lamps (LED4000T-12R), Reflector (RF2012R) and Wire Harness (PT9300).

Type	Pkg
<b>TM9312U</b> Universal Module w/ 3 12-diode LED Red STT Lamps	Bulk



TM9312U

12V Application Dimension : 20" L x 7-3/4" W x 2-1/2" H

Universal Trailer Modules complete with Red 12-diode LED Stop/Turn/Tail Lamps (LED4000T-12R), Amber 12-diode Turn Signal Hazard Lamp (LED4000T-12A), Reflector (RF2012R) and Wire Harness (PT9330).

Type	Pkg
<b>TM9412U</b> Universal Module w/ 2 12-diode Red STT Lamps & 1 12-diode Amber Turn Signal Hazard Lamp	Bulk



TM9412U

Three-Hole Modules

*Incandescent Version (Page 76)*

**Complete Trailer Modules with 56-Diode Stop/Turn/Tail Lamps**

12V Application Dimension : 20" L x 7-3/4" W x 2-1/2" H

Universal Trailer Modules complete with Red 56-diode LED Stop/Turn/Tail Lamps (LED4000-56R), Reflector (RF2012R) and Wire Harness (PT9300)



TM9356U

**TM9356U**

Type	Pkg
Universal Module w/ 3 56-diode LED Red STT Lamps	Bulk

12V application Dimension : 20" L x 7-3/4" W x 2-1/2" H

Universal Trailer Modules complete with Red 56-diode LED Stop/Turn/Tail Lamps (LED4000-56R), Amber 56-diode Turn Signal Hazard Lamp (LED4000-56A), Reflector (RF2012R) and Wire Harness (PT9330).



TM9456U

**TM9456U**

Type	Pkg
Universal Module w/ 2 56-diode Red STT Lamps & 1 56-diode Amber Turn Signal Hazard Lamp	Bulk

LED Tow Light Kits

Luces de Seguridad para Remolque

LED Tow Light Kits available in different options for use on tow trucks, cars, boats, trailers and RVs. Feature long life LEDs, low amp draw. LEDs are more resistant to vibration than incandescent lamps. Rubber-like bodies are shock resistant. Plated hardware resists corrosion. Heavy duty cable available in optional lengths on request. All are easy to install and connect to standard vehicle lighting systems. 12V Application.

Heavy Duty Magnetic Tow Light Kits

*Incandescent Version (Page 77)*



TW4100R

**TW4100R**

56-diode LED Tow Light Kit consisting of:  
 4" LED STT Red Lamps (LED4000-56R) in Rubber-Like Housings  
 30 ft Heavy Duty Cable  
 3"x3" Heavy Duty Magnets in Scratch Resistant Coverings  
 4-Pin Die Cast Trailer End Connector

Pkg
Retail Box

**TW4110R**

56-diode LED Tow Light Kit consisting of:  
 4" LED STT Red Lamps (LED4000-56R) in Rubber-Like Housings  
 30 ft Heavy Duty Cable  
 3"x3" Heavy Duty Magnets in Scratch Resistant Coverings  
 4-Pin Die Cast Trailer End Connector with Cable Guard

Retail Box
------------

**TW4100-12R**

12-diode LED Tow Light Kit consisting of:  
 4" LED STT Red Lamps (LED4000T-12R) in Rubber-Like Housings  
 30 ft Heavy Duty Cable  
 3"x3" Heavy Duty Magnets in Scratch Resistant Coverings  
 4-Pin Die Cast Trailer End Connector

Retail Box
------------



TW4100-12R

**TW4110-12R**

12-diode LED Tow Light Kit consisting of:  
 4" LED STT Red Lamps (LED4000T-12R) in Rubber-Like Housings  
 30 ft Heavy Duty Cable  
 3"x3" Heavy Duty Magnets in Scratch Resistant Coverings  
 4-Pin Die Cast Trailer End Connector with Cable Guard

Retail Box
------------

See next page for tow light kits with double face lamps available



Heavy Duty Magnetic Tow Light Kits

*Incandescent Version (Page 77)*

**TW4112RA** 42-diode LED Tow Light Kit consisting of:  
 LED Double Face Red/Amber Lamps (LFM4102-21RA)  
 30 ft Heavy Duty Cable  
 3"x3" Heavy Duty Magnets in Scratch Resistant Coverings  
 4-Pin Die Cast Trailer End Connector with Cable Guard

Pkg  
 Retail Box



TW4112RA

LED Light Bars

Barras de Luz con bombillo LED

Light Bars

*Incandescent Version (Page 78)*

12V Application  
 Dimension : 15-3/4" L x 1-1/2" W x 1-1/2" H  
 Mounting : 7" centre  
 3 Lights on White Steel Bar SAE Pkg

**LBL1225R** 1"x2" LED 6-diode Red Lamps (LED1225-6R) P2 Bulk



LBL1225R

Dimension : 18-1/4" L x 1-1/2" W x 1-5/8" H  
 Mounting : 17" centre  
 3 Lights on Aluminium Bar SAE Pkg

**LBL1040R** 1"x4" LED 12-diode Red Lamps (LED1040-12R) P2 Bulk



LBL1040R

Dimension : 16" L x 2" W x 1-3/8" H  
 Mounting : 15-1/8" centre  
 3 Lights on Black Steel Bar SAE Pkg

**LBL2000R** 2" LED 4-diode Red Lamps (LED2000-4R) P2 Bulk



LBL2000R

Dimension : 16" L x 2-1/2" W x 1-1/2" H  
 Mounting : 4 holes @ 15-1/2" centre  
 3 Lights on Black Steel Bar SAE Pkg

**LBL2500R** 2.5" LED 4-diodes Red Lamps (LED2500-4R) P2 Bulk



LBL2500R

Slim Line Marker Light Bar

This marker light bar can also be used as an auxiliary turn signal when used in combination with approved turn signal. Standard industry color coded wiring (Green, Brown, Yellow & White).

Dimension : 17" L x 1-3/8" W x 1" H  
 Mounting : 16" centre  
 12V Application

	Colour	Diodes	Function	SAE	Pkg
<b>LLB1017P-11R</b>	Red	11	Clearance Marker / Auxiliary Turn Signal	P2	Bulk



LLB1017P-11R  
 as  
 Clearance Marker



LLB1017P-11R  
 as  
 Auxiliary Turn Signal

All incandescent sealed lamps feature polycarbonate body and lens. Lamps are hermetically sealed to keep out road dirt, dust and moisture. Connections are plated to resist corrosion, internally soldered and compatible with standard industry pigtails. High quality long life bulbs. Meets or exceeds all requirements of DOT FMVSS108 & MOT CMVSS108.

## Oval Lamps

### Sealed Oval Lamps

Available in LED (Page 20 to 22)



SE2238A



SE2238R



SE2238W

Lamp Dimension : 6-1/2" L x 2-1/4" W x 2-3/8" H  
Mounting Clearance : 2-1/2" Depth

	Colour	Function	12V Application	
			SAE	Pkg
<b>SE2238A</b>	Amber	Signal/Park	IP	Bulk
<b>SE2238R</b>	Red	Stop/Turn/Tail/Park	IPST	Bulk
<b>SE2238W</b>	White	Back Up	R	Bulk

#### Mounting Accessories for SE2238 series

Grommets	GR2238 or GR2239	See Page 91
Pigtails	PT9530 or PT9180	See Page 93
Mounting Brackets	MB2238 or MB2238-1	See Page 92
Decorative Bezels	BZ2238 or BZ2238V	See Page 88

#### Flush Mount Lamps with Flanges Installed.



SEF2238R-2

Flange Type	Amber	Red	White
White ABS	<b>SEF2238A-0</b>	<b>SEF2238R-0</b>	<b>SEF2238W-0</b>
Black ABS	<b>SEF2238A-1</b>	<b>SEF2238R-1</b>	<b>SEF2238W-1</b>
Gray ABS	<b>SEF2238A-2</b>	<b>SEF2238R-2</b>	<b>SEF2238W-2</b>
Chrome ABS	<b>SEF2238A-5</b>	<b>SEF2238R-5</b>	<b>SEF2238W-5</b>

#### Lamps with Grommet & Pigtail (PT9530).



KT3260R

Grommet Type (Part No.)	Amber	Red	White
Open (GR2238)	<b>KT3260A</b>	<b>KT3260R</b>	<b>KT3260W</b>
Closed (GR2239)	<b>KT3261A</b>	<b>KT3261R</b>	<b>KT3261W</b>

#### Lamps with Grommet, Steel Mounting Bracket (MB2238) & Pigtail (PT9530).



KTM2239A

Grommet Type (Part No.)	Amber	Red	White
Closed (GR2239)	<b>KTM2239A</b>	<b>KTM2239R</b>	<b>KTM2239W</b>

### Reflective Mid Turn Signal Lamps

Available in LED (Page 22)



SR2238A



SR2238R

Lamp Dimension : 6-1/2" L x 2-1/4" W x 2-3/4" H  
Mounting Clearance : 2-3/4" Depth

	Colour	Function	12V Application	
			SAE	Pkg
<b>SR2238A</b>	Amber	Mid Turn/Clearance Marker/Reflector	AEP2	Bulk
<b>SR2238R</b>	Red	Mid Turn/Clearance Marker/Reflector	AEP2	Bulk

See next page for mounting accessories & kits available



## Oval Lamps

### Reflective Mid Turn Signal Lamps (cont'd)

Mounting Accessories for SR2238 series		
Grommets	GR2238 or GR2239	See Page 91
Pigtails	PT9530 or PT9180	See Page 93
Mounting Brackets	MB2238 or MB2238-1	See Page 92
Decorative Bezels	BZ2238 or BZ2238V	See Page 88

Flush Mount Lamps with Flanges Installed.		
Flange Type	Amber	Red
White ABS	<b>SRF2238A-0</b>	<b>SRF2238R-0</b>
Black ABS	<b>SRF2238A-1</b>	<b>SRF2238R-1</b>
Gray ABS	<b>SRF2238A-2</b>	<b>SRF2238R-2</b>
Chrome ABS	<b>SRF2238A-5</b>	<b>SRF2238R-5</b>

Lamps with Grommet & Pigtail (PT9530).		
Grommet Type (Part No.)	Amber	Red
Open (GR2238)	<b>KTR2238A</b>	<b>KTR2238R</b>
Closed (GR2239)	<b>KTR2239A</b>	<b>KTR2239R</b>

Lamps with Grommet, Steel Mounting Bracket (MB2238) & Pigtail (PT9530).		
Grommet Type (Part No.)	Amber	Red
Closed (GR2239)	<b>KTMR2239A</b>	<b>KTMR2239R</b>



SRF2238A-1



KTR2238R



KTMR2239A

## 4" Round Lamps

### Sealed 4" Round Lamps Shock Mounted

Available in LED (Page 23 to 28)

	Colour	Function	12V Application	
			SAE	Pkg
<b>SE4000A</b>	Amber	Signal/Park	IP	Bulk
<b>SE4000R</b>	Red	Stop/Turn/Tail/Park	STIP	Bulk
<b>SE4000W</b>	White	Back Up	R	Bulk

Lamp Dimension : 4-1/4" Dia. X 2" H

Mounting Clearance : 2-1/8" Depth

12V Application

Mounting Accessories for SE4000 series		
Grommets	GR4000 or GR4001	See Page 91
Pigtails	PT9530 or PT9180	See Page 93
Mounting Brackets	MB4000	See Page 92
Decorative Bezels	BZ4000 or BZ4000V	See Page 88

Flush Mount Lamps with Flanges Installed.			
Flange Type	Amber	Red	White
Stainless Steel	<b>SE4040ASS</b>	<b>SE4040RSS</b>	<b>SE4040WSS</b>
White ABS	<b>SEF4000A-0</b>	<b>SEF4000R-0</b>	<b>SEF4000W-0</b>
Black ABS	<b>SEF4000A-1</b>	<b>SEF4000R-1</b>	<b>SEF4000W-1</b>
Gray ABS	<b>SEF4000A-2</b>	<b>SEF4000R-2</b>	<b>SEF4000W-2</b>
Chrome ABS	<b>SEF4000A-5</b>	<b>SEF4000R-5</b>	<b>SEF4000W-5</b>



SE4000A



SE4000R



SE4000W



SEF4000R-2

See next page for more kits available

4" Round Lamps

Sealed 4" Round Lamps (cont'd)  
Shock Mounted



Lamps with Grommet & Pigtail (PT9530).

Grommet Type (Part No.)	Amber	Red	White
Open (GR4000)	<b>KT3405A</b>	<b>KT3405R</b>	<b>KT3405W</b>
Closed (GR4001)	<b>KT3415A</b>	<b>KT3415R</b>	<b>KT3415W</b>

Lamps with Grommet, Steel Mounting Bracket (MB4000) & Pigtail (PT9530).

Grommet Type (Part No.)	Amber	Red	White
Closed (GR4001)	<b>KTM4001A</b>	<b>KTM4001R</b>	<b>KTM4001W</b>

Reflective Sealed 4" Round Lamps



SR4000R

Lamp Dimension : 4-1/4" Dia x 2" H

Mounting Clearance : 2-1/8" Depth

12V Application

Colour	Function	SAE	Pkg
<b>SR4000R</b>	Stop/Turn/Tail / Rear Reflector / Clearance Marker	AIP2ST	Bulk



SR4040RSS

Mounting Accessories for SR4000R

Grommets	GR4000 or GR4001	See Page 91
Pigtails	PT9530 or PT9180	See Page 93
Mounting Brackets	MB4000	See Page 92
Decorative Bezels	BZ4000 or BZ4000V	See Page 88

Flush Mount Lamps with Flanges Installed.

Flange Type	Red
Stainless Steel	<b>SR4040RSS</b>
White ABS	<b>SRF4000R-0</b>
Black ABS	<b>SRF4000R-1</b>
Gray ABS	<b>SRF4000R-2</b>
Chrome ABS	<b>SRF4000R-5</b>



KTR5400R

Lamps with Grommet & Pigtail (PT9530).

Grommet Type (Part No.)	Red
Open (GR4000)	<b>KTR5400R</b>
Closed (GR4001)	<b>KTR5401R</b>



KTM5401R

Lamps with Grommet, Steel Mounting Bracket (MB4000) & Pigtail (PT9530).

Grommet Type (Part No.)	Red
Closed (GR4001)	<b>KTM5401R</b>



**Rectangular Lamps**

**4" x 6" Sealed Lamps**

*Available in LED (Page 29)*

Lamp Dimension : 5-1/4" L x 3-1/2" W x 2" H  
 Mounting Clearance : 2-1/8" Depth  
 12V Application

	Colour	Function	SAE	Pkg
<b>SE4060A</b>	Amber	Turn Signal/Park/ Clearance Marker	IP2P	Bulk
<b>SE4060R</b>	Red	Stop/Turn/Tail Clearance Marker	STIP2	Bulk



Mounting Accessories for SE4060 series		
Grommets	GR4060	See Page 91
Pigtails	PT9530 or PT9180	See Page 93
Mounting Brackets	MB4060	See Page 92

Flush Mount Lamps with Flanges Installed.		
Flange Type	Amber	Red
Stainless Steel	<b>SE4060ASS</b>	<b>SE4060RSS</b>

Lamps with Grommet & Pigtail (PT9530).		
Grommet Type (Part No.)	Amber	Red
Open (GR4060)	<b>KT4060A</b>	<b>KT4060R</b>

Lamps with Grommet, Steel Mounting Bracket (MB4060) & Pigtail (PT9530).		
Grommet Type (Part No.)	Amber	Red
Open (GR4060)	<b>KTM4060A</b>	<b>KTM4060R</b>

**Pot Lamps**

Available in rubber-like EPDM bodies and powder coated steel bodies. Stop/turn/tail lamps are made sturdy to absorb normal road abuse. Rubber-like models have brass mounting grommets for secure ground and are available in single and double contact. Steel models are available in stainless steel and black enamel powder coated steel housings. All of these lamps offer an excellent low-cost durable stop, turn and tail lamps with replaceable bulbs and lens.

**Rubber-Like Pot Lamps**

Lamp Dimension : 5-1/2" Dia. x 2" H  
 Suggested Hole Dimension : 4-1/4" Dia.  
 12V Application

	Colour	Function	SAE	Bulb	Pkg
<b>TH4001R</b>	Red	Tail/Indicator	TI	1156	Bulk
<b>TH4002R</b>	Red	Stop/Turn/Tail	STI	1157	Bulk



Replacement Lens		
		Pkg
<b>THR4000R</b>	Replacement Red Lens for TH4001R & TH4002R	Bulk

Pot Lamps



TL4305A



TL4305R

Stainless Steel Pot Lamps

Lamp Dimension : 5-3/8" Dia. x 1-1/2" H  
Suggested Hole Dimension : 4-3/8" Dia.

	Colour	Function	SAE	Bulb	Pkg
<b>TL4305A</b>	Amber	Signal	I	1157	Bulk
<b>TL4305R</b>	Red	Stop/Turn/Tail	STI	1157	Bulk

Replacement Lens

		Pkg
<b>TLR4300R</b>	Replacement Red Lens for TL4305R	Bulk
<b>HW4300</b>	Replacement Snap Ring for TL4305A & TL4305R	Bulk

Black Enamel Steel Pot Lamps

Lamp Dimension : 5-3/8" Dia. x 1-1/2" H  
Suggested Hole Dimension : 4-3/8" Dia.



TL4300R

	Colour	Function	SAE	Bulb	Pkg
<b>TL4300R</b>	Red	Stop/Turn/Tail	STI	1157	Bulk

Replacement Lens

		Pkg
<b>TLR4300R</b>	Replacement Red Lens for TL4300R	Bulk
<b>HW4300</b>	Replacement Snap Ring for TL4300R	Bulk

Combination Lamps

Available in LED (Page 30)

Universal combination lamps function as stop, turn, tail, license, backup and rear reflector.



TL6400

Lamp Dimension : 5-3/4" L x 6-3/4" W x 3" H  
3 Studs (Stud Size : 1/4")

	Colour	Function	SAE	Bulb	Pkg
<b>TL6400</b>	Red	Stop/Turn/Tail/ Rear Reflector/ License/Back Up	AILRST	1156 & 1157	Bulk

Replacement Lens

		Pkg
<b>TLR6400R</b>	Replacement Red Lens for TL6400	Bulk

Flush Mount Lamps



TL2050R

Lamp Dimension : 4-1/2" L x 2-1/2" W x 1-3/4" H  
Mounting Holes : 3-1/2" centre

	Colour	Function	SAE	Bulb	Pkg
<b>TL2050R</b>	Red	Stop/Turn/Tail/ Park	IPST	1157	Bulk

Replacement Lens

		Pkg
<b>TLR2050R</b>	Replacement Red Lens for TL2050R	Bulk





Combination stop, turn & tail lamps are made from hi-impact sturdy ABS bodies and acrylic lens. Quick and easy to install. Kits are available to cover utility, boat, horse and other trailer needs in both submersible and non-submersible applications.

**Trailer Lamps for Under 80" Wide**

*Available in LED (Page 31)*

**Plastic Housing Stud Mount Lamps**

Lamp Dimension : 4-1/4" Dia. x 3-3/8" H  
 2 Studs (Stud Size : 1/4") Stud Distance : 2" centre  
 12V Application

	Function	SAE	Bulb	Pkg
<b>TL4402</b>	Stop/Turn/Tail/Park	SITP	1157	Bulk
<b>TL4402L</b>	Stop/Turn/Tail/Park/License	SITPL	1157	Bulk

**Trailer Kit**

	Consisting of:	Pkg
<b>TL4402K</b>	TL4402, TL4402L, License Bracket, Trunk Connector, 20 ft Wire Harness & Mounting Hardware	Clamshell

**Replacement Lens**

		Pkg
<b>TLR4402R</b>	Replacement Red Lens for TL4402 & TL4402L	Bulk



**Plastic Housing Universal Mount Lamps**

Lamp Dimension : 4-1/4" Dia. x 3-3/8" H  
 Mounting Holes : 2" centre  
 12V Application

	Function	SAE	Bulb	Pkg
<b>TL4403</b>	Stop/Turn/Tail/Park	SITP	1157	Bulk
<b>TL4403L</b>	Stop/Turn/Tail/Park/License	SITPL	1157	Bulk

**Replacement Lens**

		Pkg
<b>TLR4402R</b>	Replacement Red Lens for TL4403 & TL4403L	Bulk



**Steel Housing Universal Mount Lamps**

Lamp Dimension : 4-1/4" Dia. x 3-3/8" H  
 Mounting Holes : 2" centre  
 12V Application

	Function	SAE	Bulb	Pkg
<b>TL4404</b>	Stop/Turn/Tail	STI	1157	Bulk
<b>TL4404L</b>	Stop/Turn/Tail/License	STIL	1157	Bulk

**Replacement Lens**

		Pkg
<b>TLR4404R</b>	Replacement Red Lens for TL4404 & TL4404L	Bulk



Trailer Lamps for Under 80" Wide

Available in LED (Page 31)

Combination Lamps

Lamp Dimension : 5" L x 4-1/2" W x 2-7/8" H  
 2 Studs (Stud Size : 1/4") Stud Distance : 2" centre  
 12V Application



TL4400



TL4400L

	Function	SAE	Bulb	Pkg
<b>TL4400</b>	Stop/Turn/Tail/ Rear & Side Reflector/ Clearance Marker	AIST / AP2	1157 / 194	Bulk
<b>TL4400L</b>	Stop/Turn/Tail/ Rear & Side Reflector/ Clearance Marker/ License	AIST / AP2 / L	1157 / 194	Bulk

Trailer Kit

	Consisting of:	Pkg
<b>TL4400K</b>	TL4400, TL4400L, Amber Side Markers (MR2020A), License Bracket, Trunk Connector, 20 ft Wire Harness & Mounting Hardware	Clamshell

Replacement Lens



TL4400K

		Pkg
<b>TLR5450R</b>	Replacement Red Lens for TL4400 & TL4400L	Bulk
<b>MRR2020R</b>	Replacement Red Side Marker Lens for TL4400 & TL4400L	Bulk

Submersible Combination Lamps

Lamp Dimension : 5-1/4" L x 4-1/2" W x 2-7/8" H  
 2 Studs (Stud Size : 1/4") Stud Distance : 2" centre  
 12V Application



TL5441



TL5441L

	Function	SAE	Bulb	Pkg
<b>TL5441</b>	Stop/Turn/Tail/ Rear & Side Reflector/ Clearance Marker	AIST / AP2	1157 / 194	Bulk
<b>TL5441L</b>	Stop/Turn/Tail/ Rear & Side Reflector/ Clearance Marker/ License	AIST / AP2 / L	1157 / 194	Bulk

Submersible Trailer Kit

	Consisting of:	Pkg
<b>TL5441K</b>	TL5441, TL5441L, Amber Side Markers (MR2020A), License Bracket, Trunk Connector, 20 ft Wire Harness & Mounting Hardware	Clamshell

Replacement Lens



TL5441K

		Pkg
<b>TLR5450R</b>	Replacement Red Lens for TL5441 & TL5441L	Bulk
<b>MRR2020R</b>	Replacement Red Side Marker Lens for TL5441 & TL5441L	Bulk



Trailer Lamps for Over 80" Wide

Available in LED (Page 32)

Combination Lamps

Lamp Dimension : 5-3/4" L x 4-1/2" W x 2-7/8" H  
 2 Studs (Stud Size : 1/4") Stud Distance : 2" centre  
 12V Application

	Function	SAE	Bulb	Pkg
<b>TL4440</b>	Stop/Turn/Tail/ Rear & Side Reflector/ Clearance Marker	AIST / AP2	1157 / 194	Bulk
<b>TL4440L</b>	Stop/Turn/Tail/ Rear & Side Reflector/ Clearance Marker/ License	AIST / AP2 / L	1157 / 194	Bulk



TL4440



TL4440L

Replacement Lens

		Pkg
<b>TLR5450R</b>	Replacement Red Lens for TL4440 & TL4440L	Bulk
<b>TLR5450S</b>	Replacement Red Side Marker Lens for TL4440 & TL4440L	Bulk

Submersible Combination Lamps

Lamp Dimension : 5-3/4" L x 4-1/2" W x 2-7/8" H  
 2 Studs (Stud Size : 1/4") Stud Distance : 2" centre  
 12V Application

	Function	SAE	Bulb	Pkg
<b>TL5450RH</b>	Stop/Turn/Tail/ Rear & Side Reflector/ Clearance Marker	AIST / AP2	1157 / 194	Bulk
<b>TL5450LH</b>	Stop/Turn/Tail/ Rear & Side Reflector/ Clearance Marker/ License	AIST / AP2 / L	1157 / 194	Bulk




TL5450RH



TL5450LH

Submersible Trailer Kit

	Consisting of:	Pkg
<b>TL5450K</b>	TL5450RH, TL5450LH, License Bracket, Trunk Connector, 20 ft Wire Harness & Mounting Hardware	Clamshell



TL5450K

Replacement Lens

		Pkg
<b>TLR5450R</b>	Replacement Red Lens for TL5450RH & TL5450LH	Bulk
<b>TLR5450S</b>	Replacement Red Side Marker Lens for TL5450RH & TL5450LH	Bulk

4" round fender mounted lamps are available in single contact (1156) bulbs or double contact (1157 or 2057) bulbs. Plated hardware for corrosion resistance. High impact, durable, replaceable acrylic lens. Available in ABS and die cast bases.

Round Fender Mount Signal Lamps



FM4002AA



FM4002RA

White ABS Base Double Face Lamps

Lamp Dimension : 4-1/2" Dia. x 5" H x 2" D Stud Size : 7/16"

	Function	SAE	12V Application	
			Bulb	Pkg
<b>Amber/Amber Lamps</b>				
<b>FM4001AA</b>	Turn Signal/Park	IP	1156	Bulk
<b>FM4002AA</b>	Turn Signal/Park	IP	1157	Bulk
<b>Red/Amber Lamps</b>				
<b>FM4001RA</b>	Turn Signal/Park	IP	1156	Bulk
<b>FM4002RA</b>	Stop/Turn/Tail/Park	STPI	1157	Bulk

Replacement Lens

		Pkg
<b>FMR4001A</b>	Replacement Amber Lens for FM4001 & FM4002	Bulk
<b>FMR4001R</b>	Replacement Red Lens for FM4001 & FM4002	Bulk



FM4202AA



FM4202RA

Chrome ABS Base Double Face Lamps

Lamp Dimension : 4-1/2" Dia. x 5" H x 2" D Stud Size : 7/16"

	Function	SAE	12V Application	
			Bulb	Pkg
<b>Amber/Amber Lamps</b>				
<b>FM4201AA</b>	Turn Signal/Park	IP	1156	Bulk
<b>FM4202AA</b>	Turn Signal/Park	IP	1157	Bulk
<b>Red/Amber Lamps</b>				
<b>FM4201RA</b>	Turn Signal/Park	IP	1156	Bulk
<b>FM4202RA</b>	Turn Signal/Park	IP	1157	Bulk

Replacement Lens

		Pkg
<b>FMR4001A</b>	Replacement Amber Lens for FM4201 & FM4202	Bulk
<b>FMR4001R</b>	Replacement Red Lens for FM4201 & FM4202	Bulk



FM4402A



FM4402R

Black ABS Base Single Face Lamps

Lamp Dimension : 4-1/2" Dia. x 5" H x 2" D Stud Size : 7/16"

	Colour	Function	SAE	12V Application	
				Bulb	Pkg
<b>FM4402A</b>	Amber	Turn Signal/Park	IP	2057	Bulk
<b>FM4402R</b>	Red	Stop/Turn/Tail/Park	STPI	2057	Bulk

Replacement Lens

		Pkg
<b>FMR4001A</b>	Replacement Amber Lens for FM4402A	Bulk
<b>FMR4001R</b>	Replacement Red Lens for FM4402R	Bulk



Round Fender Mount Signal Lamps

Available in LED (Page 33)

Chrome Die Cast Base Double Face Lamps

	Lamp Dimension : 4-1/8" Dia. x 4-3/4" H x 2" D 12V Application				Stud Size : 1/2"
	Colour	Function	SAE	Bulb	Pkg
<b>FM4102AA</b>	Amber/Amber	Turn Signal	I	1157	Bulk
<b>FM4102RA</b>	Red/Amber	Turn Signal	I	1157	Bulk



Replacement Lens

		Pkg
<b>FMR4102A</b>	Replacement Amber Lens for FM4102AA & FM4102RA	Bulk
<b>FMR4102R</b>	Replacement Red Lens for FM4102RA	Bulk

Chrome Die Cast Base Single Face Lamps

	Lamp Dimension : 4-1/8" Dia. x 4-3/4" H x 2" D 12V Application				Stud Size : 1/2"
	Colour	Function	SAE	Bulb	Pkg
<b>FM4101A</b>	Amber	Turn Signal/Park	IP	1156	Bulk
<b>FM4101C</b>	Clear	Auxiliary		1156	Bulk
<b>FM4101R</b>	Red	Turn Signal/Park	IP	1156	Bulk
<b>FM4102A</b>	Amber	Turn Signal	I	2057	Bulk
<b>FM4102R</b>	Red	Stop/Turn/Tail	STI	2057	Bulk



Replacement Lens

		Pkg
<b>FMR4102A</b>	Replacement Amber Lens for FM4101A & FM4102A	Bulk
<b>FMR4102C</b>	Replacement Clear Lens for FM4101C	Bulk
<b>FMR4102R</b>	Replacement Red Lens for FM4101R & FM4102R	Bulk

Black Die Cast Base Double Face Lamps

	Lamp Dimension : 4-1/8" Dia. x 4-3/4" H x 2" D 12V Application				Stud Size : 1/2"
	Colour	Function	SAE	Bulb	Pkg
<b>FM4302AA</b>	Amber/Amber	Turn Signal	I	2057	Bulk
<b>FM4302RA</b>	Red/Amber	Turn Signal	I	2057	Bulk



Replacement Lens

		Pkg
<b>FMR4102A</b>	Replacement Amber Lens for FM4302AA & FM4302RA	Bulk
<b>FMR4102R</b>	Replacement Red Lens for FM4302RA	Bulk

Round Fender Mount Signal Lamps

Black Die Cast Base Single Face Lamps



Lamp Dimension : 4-1/8" Dia. x 4-3/4" H x 2" D Stud Size : 1/2"  
12V Application

	Colour	Function	SAE	Bulb	Pkg
<b>FM4301A</b>	Amber	Turn Signal	I	1156	Bulk
<b>FM4301C</b>	Clear	Auxiliary		1156	Bulk
<b>FM4301R</b>	Red	Turn Signal	I	1156	Bulk

Replacement Lens

		Pkg
<b>FMR4102A</b>	Replacement Amber Lens for FM4301A	Bulk
<b>FMR4102C</b>	Replacement Clear Lens for FM4301C	Bulk
<b>FMR4102R</b>	Replacement Red Lens for FM4301R	Bulk

Square Fender Mount Signal Lamps

Chrome ABS Base Single Post Lamps

Available in LED (Page 33)



Lamp Dimension : 4-3/8" L. x 5" H x 2-3/4" D Stud Size : 1/2"  
12V Application

	Colour	Function	SAE	Bulb	Pkg
<b>FM5203RA</b>	Red/Amber	Side Marker/ Reflector/ Turn Signal/Park	AP2/IP	1157	Bulk

Replacement Lens

		Pkg
<b>FMR5203A</b>	Replacement Amber Lens for FM5203RA	Bulk
<b>FMR5203AS</b>	Replacement Amber Side Marker Lens for FM5203RA	Bulk
<b>FMR5203R</b>	Replacement Red Lens for FM5203RA	Bulk

Black ABS Base Single Post Lamps



Lamp Dimension : 4-3/8" L. x 5" H x 2-3/4" D Stud Size : 1/2"  
12V Application

	Colour	Function	SAE	Bulb	Pkg
<b>FM5403RA</b>	Red/Amber	Side Marker/ Reflector/ Turn Signal/Park	AP2/IP	1157	Bulk

Replacement Lens

		Pkg
<b>FMR5203A</b>	Replacement Amber Lens for FM5403RA	Bulk
<b>FMR5203AS</b>	Replacement Amber Side Marker Lens for FM5403RA	Bulk
<b>FMR5203R</b>	Replacement Red Lens for FM5403RA	Bulk



Sealed lamps feature polycarbonate body and lens. Lamps are hermetically sealed to resist road dirt, dust and moisture. Connections are plated to resist corrosion, internally soldered and compatible with industry standard pigtailed. Meets all DOT FMVSS108 & MOT CMVSS108 safety standards.

Sealed Clearance Marker Lamps

1" x 2" Sealed Lamps

Available in LED (Page 35)

Lamp Dimension : 2-1/2" L x 1-1/4" W x 7/8" H  
12V Application

	Colour	Function	SAE	Pkg
<b>SE1225A</b>	Amber	Clearance Marker	P3	Bulk
<b>SE1225R</b>	Red	Clearance Marker	P3	Bulk



Mounting Accessories for SE1225 series

Branch Deflectors	BM1020B	See Page 86
Base Mounts	BM1020C, BM1020CB or BM1020CG	See Page 87
Base Mounts w/ Built-In Ground	BM1021C, BM1021CB or BM1021CG	See Page 87
Rail Mounts	BM1020R, BM1020RB or BM1020RG	See Page 87
Grommet	GR1225	See Page 90
Pigtails	PT6020	See Page 93



Lamps with base mount. Various types of base mount with built-in ground & hotwire. Pigtail not required.

Base Mount Type (Part No.)	Amber	Red
Gray Branch Deflector (BM1020B)	<b>KT1225A</b>	<b>KT1225R</b>
Black Base Mount (BM1021CB)	<b>KT2132A</b>	<b>KT2132R</b>
Gray Base Mount (BM1021CG)	<b>KT2133A</b>	<b>KT2133R</b>
Chrome Base Mount (BM1021C)	<b>KT2134A</b>	<b>KT2134R</b>



Lamps with base mount and pigtail (PT6020).

Base Mount Type (Part No.)	Amber	Red
Chrome Base Mount (BM1020C)	<b>KT2126A</b>	<b>KT2126R</b>
Black Base Mount (BM1020CB)	<b>KT2128A</b>	<b>KT2128R</b>
Gray Base Mount (BM1020CG)	<b>KT2129A</b>	<b>KT2129R</b>
White Rail Mount (BM1020R)	<b>KT3127A</b>	<b>KT3127R</b>
Black Rail Mount (BM1020RB)	<b>KT2130A</b>	<b>KT2130R</b>
Gray Rail Mount (BM1020RG)	<b>KT2131A</b>	<b>KT2131R</b>



1" x 4" Sealed Lamps

Available in LED (Page 35)

Lamp Dimension : 4" L x 1-1/4" W x 7/8" H  
12V Application

	Colour	Function	SAE	Pkg
<b>SE1040A</b>	Amber	Clearance Marker	P3	Bulk
<b>SE1040R</b>	Red	Clearance Marker	P3	Bulk



ABS Brake System Indicator Lamp

**SE1040ABS** Amber lens is silk screened with ABS on lens

Mounting Accessories for SE1040 series

Base Mounts w/ Built-In Ground	BM1040B, BM1040BB or BM1040BC	See Page 87
--------------------------------	-------------------------------	-------------



Lamps with base mount with built-in ground & hotwire. Separate pigtail is not required.

Base Mount Type (Part No.)	Amber	Red
Gray Base Mount (BM1040B)	<b>KT2140A</b>	<b>KT2140R</b>
Black Base Mount (BM1040BB)	<b>KT2142A</b>	<b>KT2142R</b>
Chrome Base Mount (BM1040BC)	<b>KT2143A</b>	<b>KT2143R</b>



Sealed Clearance Marker Lamps

2" Round Sealed Lamps

Available in LED (Page 36 to 39)



Lamp Dimension : 2" Dia x 3/4" H  
12V Application

**SE2000A**  
**SE2000R**

Colour	Function	SAE	Pkg
Amber	Clearance Marker	P3	Bulk
Red	Clearance Marker	P3	Bulk



SE2000ABS


**ABS Brake System Indicator Lamp**

**SE2000ABS** Amber lens is silk screened with ABS on lens

**Mounting Accessories for SE2000 series**

Grommets	GR2000 or GR2001	See Page 90
Branch Deflector	BD2000	See Page 86
Pigtails	PT6020	See Page 93
Mounting Brackets	MB2000	See Page 92
Decorative Bezels	BZ2000 or BZ2000V	See Page 88

**Flush Mount Lamps with Flanges Installed.**



SEF2000A-2

Flange Type	Amber	Red
White ABS	<b>SEF2000A-0</b>	<b>SEF2000R-0</b>
Black ABS	<b>SEF2000A-1</b>	<b>SEF2000R-1</b>
Gray ABS	<b>SEF2000A-2</b>	<b>SEF2000R-2</b>
Chrome ABS	<b>SEF2000A-5</b>	<b>SEF2000R-5</b>

**Surface Mount Lamps with Flanges Installed.**



SES2000R-2

Flange Type	Amber	Red
Gray ABS	<b>SES2000A-2</b>	<b>SES2000R-2</b>

**Lamps with Grommet & Pigtail (PT6020).**



KT3205R

Grommet Type (Part No.)	Amber	Red
Open (GR2000)	<b>KT3205A</b>	<b>KT3205R</b>
Closed (GR2001)	<b>KT3215A</b>	<b>KT3215R</b>

**Lamps with Grommet, Branch Deflector (BD2000) & Pigtail (PT6020).**



KT3200R

Grommet Type (Part No.)	Amber	Red
Open (GR2000)	<b>KT3200A</b>	<b>KT3200R</b>

**Lamps with Grommet, Steel Mounting Bracket (MB2000) & Pigtail (PT6020).**



KTM2001A

Grommet Type (Part No.)	Amber	Red
Closed (GR2001)	<b>KTM2001A</b>	<b>KTM2001R</b>






Sealed Clearance Marker Lamps

2.5" Round Sealed Lamps

Available in LED (Page 39 to 41)

Lamp Dimension : 2-1/2" Dia x 3/4" H  
12V Application

	Colour	Function	SAE	Pkg
<b>SE2500A</b>	Amber	Clearance Marker	P3	Bulk
<b>SE2500R</b>	Red	Clearance Marker	P3	Bulk



ABS Brake System Indicator Lamp

**SE2500ABS** Amber lens is silk screened with ABS on lens



Mounting Accessories for SE2500 series

Grommets	GR2500 or GR2501	See Page 91
Branch Deflector	BD2500	See Page 86
Pigtails	PT6020	See Page 93
Mounting Brackets	MB2500	See Page 92
Decorative Bezels	BZ2500 or BZ2500V	See Page 88

Flush Mount Lamps with Flanges Installed.

Flange Type	Amber	Red
White ABS	<b>SEF2500A-0</b>	<b>SEF2500R-0</b>
Black ABS	<b>SEF2500A-1</b>	<b>SEF2500R-1</b>
Gray ABS	<b>SEF2500A-2</b>	<b>SEF2500R-2</b>
Chrome ABS	<b>SEF2500A-5</b>	<b>SEF2500R-5</b>



Surface Mount Lamps with Flanges Installed.

Flange Type	Amber	Red
Gray ABS	<b>SES2500A-2</b>	<b>SES2500R-2</b>



Lamps with Grommet & Pigtail (PT6020).

Grommet Type (Part No.)	Amber	Red
Open (GR2500)	<b>KT3255A</b>	<b>KT3255R</b>
Closed (GR2501)	<b>KT3256A</b>	<b>KT3256R</b>



Lamps with Grommet, Branch Deflector (BD2500) & Pigtail (PT6020).

Grommet Type (Part No.)	Amber	Red
Open (GR2500)	<b>KT3250A</b>	<b>KT3250R</b>



Lamps with Grommet, Steel Mounting Bracket (MB2500) & Pigtail (PT6020).


Grommet Type (Part No.)	Amber	Red
Closed (GR2501)	<b>KTM2501A</b>	<b>KTM2501R</b>



Sealed Clearance Marker Lamps

2.5" Round Reflective Lamps

Available in LED (Page 42)



SR2500A  
SR2500R

Lamp Dimension : 2-1/2" Dia. X 3/4" H  
12V Application

Colour	Function	SAE	Pkg
Amber	Clearance Marker /	AP2	Bulk
Red	Reflector	AP2	Bulk

Mounting Accessories for SR2500 series

Grommets	GR2500 or GR2501	See Page 91
Branch Deflector	BD2500	See Page 86
Pigtails	PT6020	See Page 93
Mounting Brackets	MB2500	See Page 92
Decorative Bezels	BZ2500 or BZ2500V	See Page 88

Flush Mount Lamps with Flanges Installed.



SRF2500A-2

Flange Type	Amber	Red
White ABS	SRF2500A-0	SRF2500R-0
Black ABS	SRF2500A-1	SRF2500R-1
Gray ABS	SRF2500A-2	SRF2500R-2
Chrome ABS	SRF2500A-5	SRF2500R-5

Lamps with Grommet & Pigtail (PT6020).



KTR5250R

Grommet Type (Part No.)	Amber	Red
Open (GR2500)	KTR5250A	KTR5250R
Closed (GR2501)	KTR5251A	KTR5251R

Lamps with Grommet, Branch Deflector (BD2500) & Pigtail (PT6020).



KTR3250A

Grommet Type (Part No.)	Amber	Red
Open (GR2500)	KTR3250A	KTR3250R

Lamps with Grommet, Steel Mounting Bracket (MB2500) & Pigtail (PT6020).



KTMR2501R

Grommet Type (Part No.)	Amber	Red
Closed (GR2501)	KTMR2501A	KTMR2501R




Clearance Marker Lamps w/ Replaceable Lens

All lamps have high impact molded bodies with replaceable snap on lens. Meet all FMVSS108 DOT and MOT CMVSS108 safety standards unless noted as a decorative lamp.


Triangular Lamps

Lamp Dimension : 3-1/2" L x 3/4" W x 1" H  
 Mounting : 3" centre  
 12V Application


	Colour	Function	SAE	Bulb	Pkg
<b>ML0730A</b>	Amber	Clearance Marker	P2PC	194	Bulk
<b>ML0730R</b>	Red	Clearance Marker	P2PC	194	Bulk
<b>ML0730AR</b>	Amber/Red	Clearance Marker	P2PC	194	Bulk



ML0730A



ML0730R



ML0730AR

Replacement Lens

		Pkg
<b>MLR0730A</b>	Replacement Amber Lens for ML0730A	Bulk
<b>MLR0730R</b>	Replacement Red Lens for ML0730R	Bulk

Mini Lamps

Lamp Dimension : 3-1/8" L x 1" W x 1" H  
 Mounting : 2-3/4" centre  
 12V Application

	Colour	Function	SAE	Bulb	Pkg
<b>ML1020A</b>	Amber	Clearance Marker	P2	194	Bulk
<b>ML1020R</b>	Red	Clearance Marker	P2	194	Bulk



ML1020A



ML1020R

Replacement Lens

		Pkg
<b>MLR1020A</b>	Replacement Amber Lens for ML1020A	Bulk
<b>MLR1020R</b>	Replacement Red Lens for ML1020R	Bulk

Thinline Marker Lamps

Lamp Dimension : 3-1/2" L x 1-1/8" W x 1" H  
 Mounting : 2-3/4" centre  
 12V Application

	Colour	Function	SAE	Bulb	Pkg
<b>ML1030A</b>	Amber	Clearance Marker	P2	194	Bulk
<b>ML1030R</b>	Red	Clearance Marker	P2	194	Bulk



ML1030A



ML1030R

Replacement Lens

		Pkg
<b>MLR1030A</b>	Replacement Amber Lens for ML1030A	Bulk
<b>MLR1030R</b>	Replacement Red Lens for ML1030R	Bulk

Clearance Marker Lamps w/ Replaceable Lens

Lamps w/ Chrome ABS Bezel

Lamp Dimension : 3-3/4" L x 2-1/4" W x 1/2" H

Mounting : 2" centre

12V Application



	Colour	Function	SAE	Bulb	Pkg
<b>ML2030A-CB</b>	Amber	Clearance Marker	P2	194	Bulk
<b>ML2030R-CB</b>	Red	Clearance Marker	P2	194	Bulk

Replacement Lens

		Pkg
<b>MLR2030A-CB</b>	Replacement Amber Lens for ML2030A-CB	Bulk
<b>MLR2030R-CB</b>	Replacement Red Lens for ML2030R-CB	Bulk

Lamps w/ Chrome ABS Guard

Lamp Dimension : 4-3/4" L x 2" W x 1-3/8" H

Mounting : 4" off set centre

12V Application



	Colour	Function	SAE	Bulb	Pkg
<b>ML2540A</b>	Amber	Clearance Marker	P2	194	Bulk
<b>ML2540R</b>	Red	Clearance Marker	P2	194	Bulk

Replacement Lens

		Pkg
<b>MLR2540A</b>	Replacement Amber Lens for ML2540A	Bulk
<b>MLR2540R</b>	Replacement Red Lens for ML2540R	Bulk

2" x 4" Bullseye Double Bulb Lamps

Available in LED (Page 35)

Lamp Dimension : 4" L x 2" W x 1" H

Mounting : 3" centre

12V Application



	Colour	Function	SAE	Bulb	Pkg
<b>White ABS Base Series</b>					
<b>ML2040A</b>	Amber	Clearance Marker	P3	194	Bulk
<b>ML2040B</b>	Blue	Decorative		194	Bulk
<b>ML2040C</b>	Clear	Decorative		194	Bulk
<b>ML2040G</b>	Green	Decorative		194	Bulk
<b>ML2040R</b>	Red	Clearance Marker	P3	194	Bulk

Chrome ABS Base Series

<b>ML2045A</b>	Amber	Clearance Marker	P3	194	Bulk
<b>ML2045B</b>	Blue	Decorative		194	Bulk
<b>ML2045C</b>	Clear	Decorative		194	Bulk
<b>ML2045G</b>	Green	Decorative		194	Bulk
<b>ML2045R</b>	Red	Clearance Marker	P3	194	Bulk

See next page for mounting accessories & replacement lens



Clearance Marker Lamps w/ Replaceable Lens

2" x 4" Bullseye Double Bulb Lamps (cont'd)

Mounting Accessories for ML2040 series

		Pkg
<b>BM2043C</b>	Chrome Guard	Bulk



BM2043C

Replacement Lens

		Pkg
<b>MLR2040A</b>	Replacement Amber Lens for ML2040A & ML2045A	Bulk
<b>MLR2040B</b>	Replacement Blue Lens for ML2040B & ML2045B	Bulk
<b>MLR2040C</b>	Replacement Clear Lens for ML2040C & ML2045C	Bulk
<b>MLR2040G</b>	Replacement Green Lens for ML2040G & ML2045G	Bulk
<b>MLR2040R</b>	Replacement Red Lens for ML2040R & ML2045R	Bulk

Oval Lamps

Lamp Dimension : 4" L x 2" W x 1-1/8" H

Mounting : 3" centre

12V Application

	Colour	Function	SAE	Bulb	Pkg
<b>Single Bulb Series</b>					
<b>ML2042A</b>	Amber	Clearance Marker	AP2	194	Bulk
<b>ML2042R</b>	Red	/ Reflector	AP2	194	Bulk
<b>Double Bulb Series</b>					
<b>ML2043A</b>	Amber	Clearance Marker	P2PC	1893	Bulk
<b>ML2043R</b>	Red	Clearance Marker	P2PC	1893	Bulk



ML2042A



ML2042R



ML2043A



ML2043R

Replacement Lens

		Pkg
<b>MLR2042A</b>	Replacement Amber Lens for ML2042A	Bulk
<b>MLR2042R</b>	Replacement Red Lens for ML2042R	Bulk
<b>MLR2043A</b>	Replacement Amber Lens for ML2043A	Bulk
<b>MLR2043R</b>	Replacement Red Lens for ML2043R	Bulk

Low Profile Lamps

Lamp Dimension : 3-7/8" L x 1-7/8" W x 1/2" H

Mounting : 3-3/8" centre

Hole Required : 1-1/4" centre

12V Application

	Colour	Function	SAE	Bulb	Pkg
<b>ML2044A</b>	Amber	Clearance Marker	AP2	194	Bulk
<b>ML2044R</b>	Red	/ Reflector	AP2	194	Bulk



ML2044A



ML2044R

Clearance Marker Lamps w/ Replaceable Lens

Turn Signal Lamps



ML2063A

**ML2063A**




ML2063R

**ML2063R**

Lamp Dimension : 5-7/8" L x 2" W x 2" H  
 Mounting Holes : 4-3/4" centre  
 Male Pin / 12 Application

Colour	Function	SAE	Bulb	Pkg
Amber	Clearance Marker / Side Turn Signal / Supplemental High	EP2U	67	Bulk
Red	Mount Signal	EP2U	67	Bulk

Stud Mount Reflective Lamps



MR2020A

**MR2020A**




**MR2020R**

Lamp Dimension : 2-7/8" L x 2" W x 1" H  
 Stud Size : 1/4"  
 12V Application

Colour	Function	SAE	Bulb	Pkg
Amber	Clearance Marker /	AP2	194	Bulk
Red	Reflector	AP2	194	Bulk

Replacement Lens



MR2020R

**MRR2020A**  
**MRR2020R**

Replacement Amber Lens for MR2020A  
 Replacement Red Lens for MR2020R

Pkg

Bulk  
 Bulk

Oval Low Profile Reflective Lamps



MR2041A

Single Bulb Series

**MR2041A**

**MR2041R**



MR2041R

Double Bulb Series

**MR2241A**

**MR2241R**



MR2241A



MR2241R

Lamp Dimension : 4" L x 2" W x 1" H  
 Mounting : 3" centre  
 12V Application

Colour	Function	SAE	Bulb	Pkg
Amber	Clearance Marker /	AP2	194	Bulk
Red	Reflector	AP2	194	Bulk
Amber	Clearance Marker /	AP2	194	Bulk
Red	Reflector	AP2	194	Bulk

Replacement Lens

**MRR2041A**  
**MRR2041R**

Replacement Amber Lens for MR2041A & MR2241A  
 Replacement Red Lens for MR2041R & MR2241R

Pkg

Bulk  
 Bulk



**Cab Marker Lamps**


**Triangular Cab Lamps w/ Steel Base**

Lamp Dimension : 3-1/2" L x 2-3/4" W x 1-7/8" H


Mounting : 1-1/2" centre

12V Application


	Colour	Function	SAE	Bulb	Pkg
<b>CL3500A</b>	Amber	Clearance Marker / Side Turn Signal	PCE	168	Bulk
<b>CL3500R</b>	Red	Clearance Marker	PC	168	Bulk
<b>CL3501A</b>	Amber	Clearance Marker	P2PC	904	Bulk
<b>CL3501R</b>	Red	Clearance Marker	P2PC	904	Bulk




CL3500A



CL3500R



CL3501A



CL3501R

**Replacement Lens**

		Pkg
<b>CLR3500A</b>	Replacement Amber Lens for CL3500A	Bulk
<b>CLR3500R</b>	Replacement Red Lens for CL3500R	Bulk
<b>CLR3501A</b>	Replacement Amber Lens for CL3501A	Bulk
<b>CLR3501R</b>	Replacement Red Lens for CL3501R	Bulk

**Cab Marker Lamps w/ ABS Housing**

Lamp Dimension : 5-1/2" L x 2-1/4" W x 1-5/8" H

Mounting : 3" centre

12V Application

	Colour	Function	SAE	Bulb	Pkg
<b>CL5500A</b>	Amber	Clearance Marker	P2PC	67	Bulk



CL5500A

**Replacement Lens**

		Pkg
<b>CLR5500A</b>	Replacement Amber Lens for CL5500A	Bulk

**Cab Marker Lamps w/ Die Cast Chrome Housing**

Lamp Dimension : 7-3/4" L x 2-1/2" W x 2-1/2" H

Mounting : 6-3/4" centre

12V Application

	Colour	Function	SAE	Bulb	Pkg
<b>CL8000A</b>	Amber	Clearance Marker	P2	67	Bulk



CL8000A

**Replacement Lens**

		Pkg
<b>CLR8000A</b>	Replacement Amber Lens for CL8000A	Bulk

License Lamps

Available in LED (Page 44)

Available in a variety of mounting. Meets SAE code L.

GM Type License Lamps - Chrome Plated Steel



LP1001

LP1001

Lamp Dimension : 3-1/8" L x 2-1/4" W x 3/4" H  
 Mounting : 2-5/8" centre  
 Suggested Hole Dimension : 2" Dia.  
 12V Application

Function	SAE	Housing	Bulb	Pkg
License	L2	Steel	67	Bulk

License Lamps without Seal - ABS Gray



LP1002

LP1002

Lamp Dimension : 2-5/8" L x 1-5/8" W x 2" H  
 Mounting : 1-3/4" centre  
 12V Application

Function	SAE	Housing	Bulb	Pkg
License	L	ABS Gray	67	Bulk

Replacement Cover

LP1007

Replacement Cover for LP1002

Pkg

Bulk

Snap In License Lamp - Chrome Plated



LP1003

LP1003

Lamp Dimension : 1-1/2" Dia.  
 Suggested Hole Dimension : 1-3/16" Dia.  
 12V Application

Function	SAE	Housing	Bulb	Pkg
License	L2	Chrome on Brass	67	Bulk

SE1225L License Lamp in Polycarbonate Housing



LP2001

LP2001



LP2001B

LP2001B



LP2001C

LP2001C

Lamp Dimension : 3-1/2" L x 2-1/2" W x 2-1/4" H  
 Mounting : 2" centre  
 12V Application

Function	SAE	Housing	Pkg
License	L	Grey	Bulk
License	L	Black	Bulk
License	L	Chrome	Bulk

See next page for license lamp kits & replacement accessories





License Lamps

Available in LED (Page 44)

SE1225L License Lamp in Polycarbonate Housing (cont'd)

License Lamp Kit with Pigtail (PT6020)

		Pkg
LP2002	Grey License Lamp (LP2001) & Pigtail	Bulk
LP2002B	Black License Lamp (LP2001B) & Pigtail	Bulk
LP2002C	Chrome License Lamp (LP2001C) & Pigtail	Bulk



LP2002

Replacement Housings & Lamp

		Pkg
LP2000	Grey Housing Only	Bulk
LP2000B	Black Housing Only	Bulk
LP2000C	Chrome Housing Only	Bulk
SE1225L	1" x 2" License Lamp	Bulk




SE1225L

Steel Housing License Lamp - Chrome Plated

Lamp Dimension : 2-3/4" L x 1-1/2" W x 2" H  
 Mounting : 2" centre  
 12V Application

	Function	SAE	Housing	Bulb	Pkg
LP3000	License	L	Chrome Plated	67	Bulk



LP3000

License Plate Holders


	Dimension	Pkg
LH1000Z	10" x 3.5" Zinc Plated	Bulk
LH1001Z	11" x 5.5" Zinc Plated	Bulk
LH2000P	9.5" x 4.8" Heavy Duty ABS	Bulk



LH1000Z



LH1001Z



LH2000P

Sealed Utility/Dome Lamps

1" x 2" Utility/Dome Lamps



SE1225C

Lamp Dimension : 2-1/2" L x 1-1/4" W x 7/8" H  
12V Application


	Colour	Amp	Pkg
<b>SE1225C</b>	Clear	0.33	Bulk

Mounting Accessories for SE1225C

Branch Deflectors	BM1020B	See Page 86
Base Mounts	BM1020C, BM1020CB or BM1020CG	See Page 87
Base Mounts w/ Built-In Ground	BM1021C, BM1021CB or BM1021CG	See Page 87
Rail Mounts	BM1020R, BM1020RB OR BM1020RG	See Page 87
Grommet	GR1225	See Page 90
Pigtails	PT6020	See Page 93



KT1225C



KT2134C



KT2129C



KT3127C


Lamps with base mount. Various types of base mount with built-in ground & hotwire. Pigtail not required.

Base Mount Type (Part No.)	Clear
Gray Branch Deflector (BM1020B)	<b>KT1225C</b>
Black Base Mount (BM1021CB)	<b>KT2132C</b>
Gray Base Mount (BM1021CG)	<b>KT2133C</b>
Chrome Base Mount (BM1021C)	<b>KT2134C</b>

Lamps with base mount and pigtail (PT6020).

Base Mount Type (Part No.)	Clear
Chrome Base Mount (BM1020C)	<b>KT2126C</b>
Black Base Mount (BM1020CB)	<b>KT2128C</b>
Gray Base Mount (BM1020CG)	<b>KT2129C</b>
White Rail Mount (BM1020R)	<b>KT3127C</b>
Black Rail Mount (BM1020RB)	<b>KT2130C</b>
Gray Rail Mount (BM1020RG)	<b>KT2131C</b>

1" x 4" Utility/Dome Lamps



SE1040C


Lamp Dimension : 4" L x 1-1/4" W x 7/8" H  
12V Application

	Colour	Amp	Pkg
<b>SE1040C</b>	Clear	0.33	Bulk

Mounting Accessories for SE1040C

Base Mounts w/ Built-In Ground	BM1040B, BM1040BB or BM1040BC	See Page 87
--------------------------------	-------------------------------	-------------

Lamps with base mount with built-in ground & hotwire. Separate pigtail is not required.



KT2140C

Base Mount Type (Part No.)	Clear
Gray Base Mount (BM1040B)	<b>KT2140C</b>
Black Base Mount (BM1040BB)	<b>KT2142C</b>
Chrome Base Mount (BM1040BC)	<b>KT2143C</b>



Sealed Utility/Dome Lamps

Oval Utility/Dome Lamps

Lamp Dimension : 6-1/2" L x 2-1/4" W x 2-3/8" H  
12V Application

	Colour	Amp	Pkg
<b>SE2238C</b>	Clear	2.1	Bulk



SE2238C

Mounting Accessories for SE2238C

Grommets	GR2238 or GR2239	See Page 91
Pigtails	PT9530 or PT9180	See Page 93
Mounting Brackets	MB2238 or MB2238-1	See Page 92
Decorative Bezels	BZ2238 or BZ2238V	See Page 88

Flush Mount Lamps with Flanges Installed.

Flange Type	Clear
White ABS	<b>SEF2238C-0</b>
Black ABS	<b>SEF2238C-1</b>
Gray ABS	<b>SEF2238C-2</b>
Chrome ABS	<b>SEF2238C-5</b>



SEF2238C-5

Lamps with Grommet & Pigtail (PT9530).

Grommet Type (Part No.)	Clear
Open (GR2238)	<b>KT3260C</b>
Closed (GR2239)	<b>KT3261C</b>



KT3260C

Lamps with Grommet, Steel Mounting Bracket (MB2238) & Pigtail (PT9530).

Grommet Type (Part No.)	Clear
Closed (GR2239)	<b>KTM2239C</b>



KTM2239C

4" Round Utility/Dome Lamps

Lamp Dimension : 4-1/4" Dia. x 2" H  
12V Application

	Colour	Amp	Pkg
<b>SE4000C</b>	Clear	2.1	Bulk



SE4000C

Mounting Accessories for SE4000C

Grommets	GR4000 or GR4001	See Page 91
Pigtails	PT9530 or PT9180	See Page 93
Mounting Brackets	MB4000	See Page 92
Decorative Bezels	BZ4000 or BZ4000V	See Page 88

See next page for kits available

Sealed Utility/Dome Lamps

4" Round Utility/Dome Lamps (cont'd)



SEF4000C-1



KT3405C



KTM4001C

Flush Mount Lamps with Flanges Installed.

Flange Type	Clear
Stainless Steel	<b>SE4040CSS</b>
White ABS	<b>SEF4000C-0</b>
Black ABS	<b>SEF4000C-1</b>
Gray ABS	<b>SEF4000C-2</b>
Chrome ABS	<b>SEF4000C-5</b>

Lamps with Grommet & Pigtail (PT9530).

Grommet Type (Part No.)	Clear
Open (GR4000)	<b>KT3405C</b>
Closed (GR4001)	<b>KT3415C</b>

Lamps with Grommet, Steel Mounting Bracket (MB4000) & Pigtail (PT9530).

Grommet Type (Part No.)	Clear
Closed (GR4001)	<b>KTM4001C</b>

Rectangular Utility/Dome Lamps

Available in LED (Page 44)

Chrome Plated Brass Bezel Utility/Dome Lamps



DL2020

Lamp Dimension : 2-1/2" L x 1-1/8" W x 1" H  
 Mounting : 2" centre  
 12V Application

	Bulb	Amp	Pkg
<b>DL2020</b>	194	0.27	Bulk

Polycarbonate Housing Utility/Dome Lamps

Lamp Dimension : 4-1/2" L x 2-1/2" W x 1-7/8" H  
 Mounting : 4 holes 3-1/2" & 1-1/2" centre  
 12V Application



DL2050S

	Bulb	Amp	Type	Pkg
<b>DL2050</b>	1156	2.1	No Switch	Bulk
<b>DL2050S</b>	1156	2.1	With Switch	Bulk

Replacement Lens

		Pkg
<b>DLR2050C</b>	Replacement Clear Lens for DL2050	Bulk
<b>DLR2050CS</b>	Replacement Clear Lens for DL2050S	Bulk

See next page for more polycarbonate housing utility/dome lamps



Rectangular Utility/Dome Lamps


Polycarbonate Housing Utility/Dome Lamps (cont'd)

Lamp Dimension : 5-7/8" L x 3-3/8" W x 2-1/2" H

Mounting : 4 holes 1-3/8" centre

12V Application

	Bulb	Amp	Type	Pkg
<b>DL3050</b>	1141	1.44	No Switch	Bulk
<b>DL3050S</b>	1141	1.44	With Switch	Bulk



DL3050S

Replacement Lens				Pkg
<b>DLR3050C</b>	Replacement Clear Lens for DL3050 & DL3050S			Bulk

Round Dome Lamps

Available in LED (Page 44)

Gray Steel Housing Dome Lamps

Lamp Dimension : 6-3/8" Dia. x 1-1/2" H

Mounting : 4 holes on 6" Dia. Circle

12V Application

	Bulb	Amp	Type	Pkg
<b>DL6380</b>	1156	2.1	No Switch	Bulk
<b>DL6380S</b>	1156	2.1	With Switch	Bulk



DL6380

Replacement Lens				Pkg
<b>DLR6380</b>	Replacement Clear Lens for DL6380 & DL6380S			Bulk

Chrome Steel Housing Dome Lamps

Lamp Dimension : 6-3/8" Dia. x 1-1/2" H

Mounting : 4 holes on 6" Dia. Circle

12V Application

	Bulb	Amp	Type	Pkg
<b>DL6385</b>	1156	2.1	No Switch	Bulk
<b>DL6385S</b>	1156	2.1	With Switch	Bulk



DL6385S

Replacement Lens				Pkg
<b>DLR6380</b>	Replacement Clear Lens for DL6380 & DL6385S			Bulk

Lamp Dimension : 8-1/2" Dia. x 2" H

Mounting : 4 holes on 7-3/4" Dia. Circle

12V Application

	Bulb	Amp	Type	Pkg
<b>DL8250</b>	1156	2.1	No Switch	Bulk
<b>DL8250S</b>	1156	2.1	With Switch	Bulk



DL8250

Replacement Lens				Pkg
<b>DLR8250</b>	Replacement Clear Lens for DL8250 & DL8250S			Bulk


Module is a durable steel housing, powder coated for resistance to road salt and moisture. Complete modules available in universal mount without side marker and left & right mount with side marker. Includes all harnesses and reflector as needed.

Two-Hole Modules

Available in LED (Page 46 to 47)

Dimension : 12-3/4" L x 7-3/4" W x 2-1/2" H

Empty Trailer Modules



TM8000U

Type	Pkg
<b>TM8000U</b> Universal Empty Trailer Module	Bulk
<b>TM8000L</b> Left Hand Empty Trailer Module	Bulk
<b>TM8000R</b> Right Hand Empty Trailer Module	Bulk

12V Application Dimension : 12-3/4" L x 7-3/4" W x 2-1/2" H

Universal Trailer Modules complete with Red Stop/Turn/Tail Lamps (SE4000R), Reflector (RF2012R) and Wire Harness (PT9000).



TM8050U

Type	Pkg
<b>TM8050U</b> Universal Module w/ 2 Red STT Lamps	Bulk

12V Application Dimension : 12-3/4" L x 7-3/4" W x 2-1/2" H

Universal Trailer Modules complete with Red Stop/Turn/Tail Lamp (SE4000R), Amber Signal Park Lamp (SE4000A), Reflector (RF2012R) and Wire Harness (PT9000).



TM8070U

Type	Pkg
<b>TM8060U</b> Universal Module w/ Red Lamp on the Left and Amber Lamp on the Right	Bulk
<b>TM8070U</b> Universal Module w/ Amber Lamp on the Left and Red Lamp on the Right	Bulk

12V Application Dimension : 13-1/2" L x 7-3/4" W x 2-1/2" H

Left or Right Hand Trailer Modules complete with Red Stop/Turn/Tail Lamps (SE4000R), Red Side Marker Lamp (SE1040R), Reflector (RF2012R) and Wire Harness (PT9050).



TM8050R

Type	Pkg
<b>TM8050L</b> Left Hand Module w/ 2 Red STT Lamps and Red Side Marker Lamp	Bulk
<b>TM8050R</b> Right Hand Module w/ 2 Red STT Lamps and Red Side Marker Lamp	Bulk


Three-Hole Modules

Available in LED (Page 47 to 48)

Can be wired in a variety of options for stop turn tail and signal lights.

Dimension : 20" L x 7-3/4" W x 2-1/2" H

Empty Trailer Modules



TM3000U

Type	Pkg
<b>TM3000U</b> Universal Empty Trailer Module	Bulk

12V Application Dimension : 20" L x 7-3/4" W x 2-1/2" H

Universal Trailer Modules complete with Red Stop/Turn/Tail Lamps (SE4000R), Reflector (RF2012R) and Wire Harness (PT9300).



TM3050U

Type	Pkg
<b>TM3050U</b> Universal Module w/ 3 Red STT Lamps	Bulk

12V Application Dimension : 20" L x 7-3/4" W x 2-1/2" H

Universal Trailer Modules complete with Red Stop/Turn/Tail Lamps (SE4000R), Amber Turn Signal Hazard Lamp (SE4000A), Reflector (RF2012R) and Wire Harness (PT9330).



TM3053U

Type	Pkg
<b>TM3053U</b> Universal Module w/ 2 Red STT Lamps and 1 Amber Turn Signal Hazard Lamp	Bulk






Tow Light Kits available in different options. All are easy to install and connect to standard vehicle lighting systems.

**Heavy Duty Magnetic Tow Light Kits**

*Available in LED (Page 48 to 49)*

Heavy Duty Tow Light Kits for use with tow trucks, cars, boats, trailer, RVs, etc. Rubber-like bodies are shock resistant. Plated hardware resists corrosion. 12V application.

<b>TW4000R</b>	Complete Tow Light Kit consisting of: 4" STT Red Lamps (SE4000R) in Durable Rubber-Like Housings 30 ft Heavy Duty Cable 3"x3" Heavy Duty Magnets in Scratch Resistant Coverings 4-Pin Die Cast Trailer End Connector	Pkg Retail Box		TW4000R
<b>TW4010R</b>	Complete Tow Light Kit consisting of: 4" STT Red Lamps (SE4000R) in Durable Rubber-Like Housing 30 ft Heavy Duty Cable 3"x3" Heavy Duty Magnets in Scratch Resistant Coverings 4-Pin Die Cast Trailer End Connector with Cable Guard	Retail Box		TW4010R
<b>TW4012RA</b>	Complete Tow Light Kit consisting of: Double Face Red/Amber Lamps (FM4002RA) 30 ft Heavy Duty Cable 3"x3" Heavy Duty Magnets in Scratch Resistant Coverings 4-Pin Die Cast Trailer End Connector	Retail Box		TW4012RA


**Magnetic Tow Light Kits**

Tow Light Kits for use with farm equipment, cars, trucks, boats, trailers, RVs, etc. Plated hardware resists corrosion. 12V application.

<b>TW4002R</b>	Complete Tow Light Kit consisting of: Single Face Red Lamps (FM4402R) 20 ft 4-Wire Flat Ribbon Cable with Trunk & Trailer Connectors 3"x3" Heavy Duty Magnets in Scratch Resistant Coverings	Pkg Clamshell		TW4002R
----------------	---	------------------	---	---------

**Tow Light Kits w/ Hinge Flaps**


Easy Mount Tow Light Kits with Hinge Flaps to hook into the trunk of the car being towed. 12V application.

<b>TW4402R</b>	Complete Tow Light Kit consisting of: Stud Mount Stop/Turn/Tail Lamps (TL4402) 20 ft 4-Wire Flat Ribbon Cable with Trunk & Trailer Connectors Hinge Flaps	Pkg Clamshell		TW4402R
----------------	--	------------------	---	---------

All light bars come with pigtailed. A wide variety to suit all application is available. 12V application.


Light Bars

Available in LED (Page 49)



LB1020A  
LB1020R

Dimension : 15" L x 1-3/8" W x 1-1/4" H Mounting : 14-1/2" centre		
3 Lights on White Steel Bar	SAE	Pkg
Mini Amber Lamps (ML1020A)	P2	Bulk
Mini Red Lamps (ML1020R)	P2	Bulk



LB1030A  
LB1030R

Dimension : 15" L x 1-3/8" W x 1-1/8" H Mounting : 14-1/2" centre		
3 Lights on White Steel Bar	SAE	Pkg
Thinline Amber Lamps (ML1030A)	P2	Bulk
Thinline Red Lamps (ML1030R)	P2	Bulk



LB1225R

Dimension : 15-3/4" L x 1-1/2" W x 1-1/2" H Mounting : 7" centre		
3 Lights on White Steel Bar	SAE	Pkg
1"x2" Red Lamps (SE1225R)	P2	Bulk



LB1040R

Dimension : 18-1/4" L x 1-1/2" W x 1-5/8" H Mounting : 17" centre		
3 Lights on Aluminium Bar	SAE	Pkg
1"x4" Red Lamps (SE1040R)	P2	Bulk



LB2000R

Dimension : 16" L x 2" W x 1-3/8" H Mounting : 15-1/8" centre		
3 Lights on Black Steel Bar	SAE	Pkg
2" Round Red Lamps (SE2000R)	P3	Bulk



LB2040R

Dimension : 20" L x 2" W x 1-5/8" H Mounting : 18" centre		
3 Lights on Gray Steel Bar	SAE	Pkg
2"x4" Red Lamps (ML2040R)	P3	Bulk



LB2500R

Dimension : 16" L x 2-1/2" W x 1-1/2" H Mounting : 4 holes @ 15-1/2" centre		
3 Lights on Black Steel Bar	SAE	Pkg
2.5" Red Lamps (SE2500R)	P3	Bulk



LB7250A  
LB7250R



Dimension : 15" L x 2-1/2" W x 2-3/8" H Mounting : 14-1/2" centre		
3 Lights on Black Steel Bar	SAE	Pkg
2.5" Beehive Amber Lamps	P2	Bulk
2.5" Beehive Red Lamps	P2	Bulk













Replacement bulbs made to industry standards. Available in most popular application.

**Mini Bulbs**

					
<b>HB1003</b>	<b>HB1156</b>	<b>HB1157</b>	<b>HB1309</b>	<b>HB168</b>	<b>HB1893</b>
12V 0.94 Amp Single Contact 10 pcs / pkg	12V 2.10 Amps Single Contact 10 pcs / pkg	12V 2.10 Amps Double Contact 10 pcs / pkg	24V 0.52 Amp Single Contact 10 pcs / pkg	12V 0.35 Amp Single Contact 10 pcs / pkg	12V 0.33 Amp Single Contact 10 pcs / pkg
					
<b>HB1895</b>	<b>HB194</b>	<b>HB2057</b>	<b>HB3057</b>	<b>HB3156</b>	<b>HB3157</b>
12V 0.27 Amp Single Contact 10 pcs / pkg	12V 0.27 Amp Single Contact 10 pcs / pkg	12V 2.10 Amps Double Contact 10 pcs / pkg	12V 2.10 Amps Double Contact 10 pcs / pkg	12V 2.10 Amps Single Contact 10 pcs / pkg	12V 2.10 Amps Double Contact 10 pcs / pkg
					
<b>HB57</b>	<b>HB67</b>	<b>HB912</b>	<b>HB921</b>		
12V 0.24 Amp Single Contact 10 pcs / pkg	12V 0.59 Amp Single Contact 10 pcs / pkg	12V 1 Amp Single Contact 10 pcs / pkg	12V 1.40 Amps Single Contact 10 pcs / pkg		

**Halogen Bulbs**

					
<b>HB1003-12</b>	<b>HB1003-24</b>	<b>HB5503-12</b>	<b>HB5503-12BW</b>	<b>HB5504-12</b>	<b>HB7003-24</b>
H3 12V 100W Single Contact 1 pc/pkg	H3 24V 100W Single Contact 1 pc/pkg	H3 12V 55W Single Contact 1 pc/pkg	Bright White H3 12V 55W Single Contact 1 pc/pkg	H4 12V 55W Single Contact 1 pc/pkg	H3 24V 70W Single Contact 1 pc/pkg
					
<b>HB9004</b>	<b>HB9005</b>	<b>HB9006</b>	<b>HB9007</b>		
Halogen Headlamp High/Low Beam 12V 65W Double Contact 1 pc/pkg	Halogen Headlamp High Beam 12V 65W Single Contact 1 pc/pkg	Halogen Headlamp Low Beam 12V 55W Single Contact 1 pc/pkg	Halogen Headlamp High/Low Beam 12V 65W Double Contact 1 pc/pkg		

Painted mirrors have powder coated steel bodies for long life. All mirrors are PVC extrusion and swaged glass to body construction to ensure positive glass to body fit. Nickel plated ball stud, plated hardware, stainless steel "L" bracket included.

**Convex Mirrors**



CX500BE



CX500SS

**5" Round Convex Mirror w/ L Bracket**

Type	Mounting	Pkg
<b>CX500BE</b> Black Enamel	Centre Mount	Retail Box
<b>CX500SS</b> Stainless Steel	Centre Mount	Retail Box



CX544BE



CX544SS

**5" x 4" Rectangular Convex Mirror w/ L Bracket**

Type	Mounting	Pkg
<b>CX544BE</b> Black Enamel	Centre Mount	Retail Box
<b>CX544SS</b> Stainless Steel	Centre Mount	Retail Box



CX600BE



CX600SS

**6" Round Convex Mirror w/ L Bracket**

Type	Mounting	Pkg
<b>CX600BE</b> Black Enamel	Centre Mount	Retail Box
<b>CX600SS</b> Stainless Steel	Centre Mount	Retail Box



CX750BE



CX755SS

**7.5" Round Convex Mirror w/ L Bracket**

Type	Mounting	Pkg
<b>CX750BE</b> Black Enamel	Centre Mount	Retail Box
<b>CX750SS</b> Stainless Steel	Centre Mount	Retail Box
<b>CX755SS</b> Stainless Steel	Offset Mount	Retail Box



CX850C-1



CX855C-1

**8.5" Round Convex Mirror w/ Nylon Swivel Lock**

Type	Mounting	Pkg
<b>CX850C-1</b> Stainless Steel Chrome Finish	Centre Mount	Retail Box
<b>CX855C-1</b> Stainless Steel Chrome Finish	Offset Mount	Retail Box



Convex Mirrors

8.5" Round Convex Mirror w/ L Bracket

	Type	Mounting	Pkg
<b>CX850BE</b>	Black Enamel	Centre Mount	Clamshell
<b>CX850SS</b>	Stainless Steel	Centre Mount	Clamshell
<b>CX855BE</b>	Black Enamel	Offset Mount	Clamshell
<b>CX855SS</b>	Stainless Steel	Offset Mount	Clamshell



Mirrors with Heater for 12V Application

<b>CX858SS</b>	Stainless Steel	Offset Mount w/ Heater	Retail Box
<b>CX859SS</b>	Stainless Steel	Centre Mount w/ Heater	Retail Box

Mirrors Arms

Arms are stainless steel or powder coated with all mounting hardware.

	Description	Type	Pkg
<b>HW1001</b>	"L" Bracket	Stainless Steel	Bulk
<b>HW1002</b>	4" Arm & Bracket	Stainless Steel	Bulk
<b>HW1003</b>	4" Arm & Bracket	Black	Bulk



Mounting Accessories

All arms are stainless steel with plated mounts. Includes all mounting hardware. Completely adjustable.

	Description	Types	Pkg
<b>WC3630</b>	"Z" Arm Cowling Mount	Stainless Steel	Box
<b>WC3650</b>	Tripod Fender Arm	Stainless Steel	Box



OE Style West Coast Mirrors

Heavy duty stainless steel body. PVC extrusion mounted glass. Plated hardware with stainless steel screws. Heavy duty heater pad for frost free operation. Heavy duty wiring with weather proofed wire - 3 models available.



OE7160SS



OE7169SS

7" x 16" Mirrors

	Type	Model	Pkg
<b>OE7160SS</b>	Stainless Steel	Plain	Retail Box
<b>OE7165SS</b>	Stainless Steel	w/ Heater	Retail Box
<b>OE7169SS</b>	Stainless Steel	w/ Heater & Light (#67 bulb)	Retail Box

Replacement Accessories

		Pkg
<b>OE7165HP</b>	Replacement Heater Pad	Bulk
<b>OEG7160</b>	Replacement Glass	Bulk
<b>WCR1001</b>	Replacement Amber Lens	Bulk

7" x 16" Split Mirrors



OECX7160AL

	Type	Model	Pkg
<b>OECX7160AL</b>	Aluminium	w/ Convex Mirror (not adjustable)	Box

West Coast Mirrors

Stainless steel West Coast mirrors feature stainless steel body and end caps. Rods and hardware are plated for corrosion resistance. Lighted models have double bulb. Heated models have heavy duty heater pad for frost free operation. Weather protected wire. Available in 4 models 6" x 16" and 3 models 7" x 16".



WC6165SS



WC6169SS

6" x 16" Mirrors

	Type	Model	Pkg
<b>WC6160AL</b>	Aluminium	Plain	Box
<b>WC6160SS</b>	Stainless Steel	Plain	Retail Box
<b>WC6165SS</b>	Stainless Steel	w/ Heater	Retail Box
<b>WC6169SS</b>	Stainless Steel	w/ Heater & Light (#67 bulb)	Retail Box

Replacement Accessories

		Pkg
<b>WC7165HP</b>	Replacement Heater Pad	Bulk
<b>WCG6160</b>	Replacement Glass	Bulk
<b>WCR1001</b>	Replacement Amber Lens	Bulk



West Coast Mirrors

7" x 16" Mirrors

	Type	Model	Pkg
<b>WC7160SS</b>	Stainless Steel	Plain	Retail Box
<b>WC7165SS</b>	Stainless Steel	w/ Heater	Retail Box
<b>WC7169SS</b>	Stainless Steel	w/ Heater & Light (#67 bulb)	Retail Box



Replacement Accessories			Pkg
<b>WC7165HP</b>	Replacement Heater Pad		Bulk
<b>WCG7160</b>	Replacement Glass		Bulk
<b>WCR1001</b>	Replacement Amber Lens		Bulk

Mirror Arm Assembly

Comes with all mounting hardware, 5 arms hold the mirror steady to vehicle. Made of sturdy steel tubing either stainless steel or powder coated. All hardware is plated for long life.

	Type	Pkg
<b>WC3670</b>	Stainless Steel	Box
<b>WC3671</b>	Black Zinc Dichromate	Box
<b>WC3672</b>	White Zinc Dichromate	Box



Split Mirror Sets

Features one convex mirror, one flat mirror and stainless steel breakaway arm. All hardware included.

	Split Mirror Set Consisting of:	Pkg
<b>WC6050</b>	6"x6.5" Convex Mirror 6"x9" Stainless Steel Flat Glass Rear Viewing Mirror "C" Arm Assembly	Box



Replacement Accessories			Pkg
<b>WC6010</b>	6"x9" Stainless Steel Flat Glass Rear Viewing Mirror		Box
<b>WC6020</b>	6"x6.5" Convex Mirror		Box
<b>WC6000</b>	"C" Arm Assembly		Box

7" x 14" Bus Replacement Mirrors

	Type	Pkg
<b>WB7140</b>	Bus Hi-Impact ABS	Box



Glass spot mirrors on high impact ABS or aluminum bodies. Comes in 4 sizes to suit all applications. Self-adhesive backing holds mirror to glass surface for trouble free installation.

**2" Round Blind Spot Mirrors**



SM200BP

**SM200BP**

Type
ABS Adhesive Back

Pkg
Bulk



SM201BP

**SM201BP**

Adhesive Back - 360° Adjustable
---------------------------------

Bulk
------

**3" Round Blind Spot Mirrors**



SM300BP

**SM300BP**

Type
ABS Adhesive Back

Pkg
Bulk

**SM301AL**

Aluminium w/ Adhesive Back
----------------------------

Bulk
------

**3-3/4" Round Blind Spot Mirrors**



SM375BP

**SM375BP**

Type
ABS Adhesive Back

Pkg
Bulk

**SM375AL**

Aluminium w/ Adhesive Back
----------------------------

Bulk
------

**5-1/2 x 4" Rectangular Blind Spot Mirrors**



SM554BP

**SM554BP**

Type
ABS Adhesive Back

Pkg
Bulk

**SM554AL**

Aluminium w/ Adhesive Back
----------------------------

Bulk
------




Rectangular Reflectors

	Colour	Type	Dimension : 3-1/8" L x 1-1/2" W x 1/4" H	
			SAE	Pkg
<b>RF1301A</b>	Amber	Adhesive Back	A	Bulk
<b>RF1301R</b>	Red	Adhesive Back	A	Bulk

	Colour	Type	Dimension : 4-3/8" L x 1-1/8" W x 1/4" H	
			SAE	Pkg
<b>RF1421A</b>	Amber	Adhesive Back & 2 Mounting Holes	A	Bulk
<b>RF1421R</b>	Red	Adhesive Back & 2 Mounting Holes	A	Bulk

	Colour	Type	Dimension : 5-1/4" L x 1-3/8" W x 5/8" H	
			SAE	Pkg
<b>RF1501A</b>	Amber	Angled & Adhesive Back		Bulk
<b>RF1501R</b>	Red	Angled & Adhesive Back		Bulk




Round Reflectors

	Colour	Type	Dimension : 2-1/4" Diameter x 1/4" H	
			SAE	Pkg
<b>RF2001A</b>	Amber	Adhesive Back	A	Bulk
<b>RF2001R</b>	Red	Adhesive Back	A	Bulk

	Colour	Type	Dimension : 2-1/4" Diameter x 1/4" H	
			SAE	Pkg
<b>RF2012A</b>	Amber	Plastic Back Centre Hole	A	Bulk
<b>RF2012R</b>	Red	Plastic Back Centre Hole	A	Bulk

	Colour	Type	Dimension : 3-1/8" Diameter x 1/4" H	
			SAE	Pkg
<b>RF3001A</b>	Amber	Adhesive Back	A	Bulk
<b>RF3001R</b>	Red	Adhesive Back	A	Bulk

	Colour	Type	Dimension : 3-1/8" Diameter x 1/4" H	
			SAE	Pkg
<b>RF3012A</b>	Amber	Plastic Back Centre Hole	A	Bulk
<b>RF3012R</b>	Red	Plastic Back Centre Hole	A	Bulk



See next page for more round reflectors

Round Reflectors

Dimension : 4-3/8" L x 3-3/8" W x 1/4" H

Mounting : 4" centre



Colour	Type	SAE	Pkg
Amber	ABS Housing & 2 Mounting Holes	A	Bulk

Red	ABS Housing & 2 Mounting Holes	A	Bulk
-----	--------------------------------	---	------

Dimension : 4-1/2" L x 3-5/8" W x 1/2" H

Mounting : 4" centre


Colour	Type	SAE	Pkg
Amber	Aluminium Back & 2 Mounting Holes	A	Bulk

Red	Aluminium Back & 2 Mounting Holes	A	Bulk
-----	-----------------------------------	---	------

Oval Reflectors

Dimension : 4-1/2" L x 2" W x 1/4" H

Mounting : 4" centre



Colour	Type	SAE	Pkg
Amber	Adhesive Back & 2 Mounting Holes	A	Bulk

Red	Adhesive Back & 2 Mounting Holes	A	Bulk
-----	----------------------------------	---	------

Branch Deflectors

Deflectores de Apoyo

Featuring high impact resistant resin.



BM1020B

Branch Deflectors with Built-In Ground & Hotwire for 1" x 2" Lamps

BM1020B

Colour	Product Dimension	Mounting	Pkg
Gray	4-1/2" L x 1-1/8" W x 1" H	4-1/8" centre	Bulk



BD2000

Branch Deflectors for 2" Round Lamps

BD2000

Colour	Product Dimension	Mounting	Pkg
Gray	5-3/8" L x 2-3/4" W	4-1/2" centre	Bulk



BD2500

Branch Deflectors for 2.5" Round Lamps

BD2500

Colour	Product Dimension	Mounting	Pkg
Gray	5-3/4" L x 3" W	4-3/4" centre	Bulk



BM2500G

Branch Deflector for 2" and 2.5" Round Lamps

BM2500G

Colour	Product Dimension	Mounting	Pkg
Gray	4" L x 2" W x 1" H	3" centre	Bulk





Featuring high impact resistant resin.

## Base Mounts for 1" x 2" Lamps

	Colour	Product Dimension	Mounting	Pkg
<b>BM1020C</b>	Chrome	2-7/8"L x 1-1/2"W x 1/2"H	2" centre	Bulk
<b>BM1020CB</b>	Black	2-7/8"L x 1-1/2"W x 1/2"H	2" centre	Bulk
<b>BM1020CG</b>	Gray	2-7/8"L x 1-1/2"W x 1/2"H	2" centre	Bulk



BM1020C



BM1020CB



BM1020CG

## Base Mounts w/ Built-In Ground & Hotwire for 1" x 2" Lamps

	Colour	Product Dimension	Mounting	Pkg
<b>BM1021C</b>	Chrome	2-7/8"L x 1-1/2"W x 1/2"H	2" centre	Bulk
<b>BM1021CB</b>	Black	2-7/8"L x 1-1/2"W x 1/2"H	2" centre	Bulk
<b>BM1021CG</b>	Gray	2-7/8"L x 1-1/2"W x 1/2"H	2" centre	Bulk



BM1021C



BM1021CB



BM1021CG

## Base Mounts w/ Built-In Ground & Hotwire for 1" x 4" Lamps

	Colour	Product Dimension	Mounting	Pkg
<b>BM1040B</b>	Gray	4" L x 1" W	3" centre	Bulk
<b>BM1040BB</b>	Black	4" L x 1" W	3" centre	Bulk
<b>BM1040BC</b>	Chrome	4" L x 1" W	3" centre	Bulk



BM1040B



BM1040BB



BM1040BC

## Rail Mounts for 1" x 2" Lamps

	Colour	Product Dimension	Mounting	Pkg
<b>BM1020R</b>	White	4-3/8" L x 1-3/8" W x 1" H	3-1/2" centre	Bulk
<b>BM1020RB</b>	Black	4-3/8" L x 1-3/8" W x 1" H	3-1/2" centre	Bulk
<b>BM1020RG</b>	Gray	4-3/8" L x 1-3/8" W x 1" H	3-1/2" centre	Bulk



BM1020R



BM1020RB



BM1020RG

Decorative chrome plastic bezels available with or without visors.

**Chrome Bezels for 2" Round Lamps**



	Visor	Product Dimension	Mounting	Pkg
<b>BZ2000</b>	No	Overall : 3-1/4" Inside : 2"	2-1/2" centre	Bulk
<b>BZ2000V</b>	Yes	Overall : 3-1/4" Inside : 2"	2-1/2" centre	Bulk

**Chrome Bezels for 2.5" Round Lamps**



	Visor	Product Dimension	Mounting	Pkg
<b>BZ2500</b>	No	Overall : 4" Inside : 2.5"	3-1/4" centre	Bulk
<b>BZ2500V</b>	Yes	Overall : 4" Inside : 2.5"	3-1/4" centre	Bulk

**Chrome Bezels for Oval Lamps**



	Visor	Product Dimension	Mounting	Pkg
<b>BZ2238</b>	No	8" L x 3-5/8" W	7" centre	Bulk
<b>BZ2238V</b>	Yes	8" L x 3-5/8" W	7" centre	Bulk

**Chrome Bezels for 4" Round Lamps**



	Visor	Product Dimension	Mounting	Pkg
<b>BZ4000</b>	No	Overall : 5-7/8" Inside : 4"	5" centre	Bulk
<b>BZ4000V</b>	Yes	Overall : 5-7/8" Inside : 4"	5" centre	Bulk



ABS Flanges for different sizes of lamps and in various colours. (Flanges may not fit all lamps because of close tolerances.) Stainless steel flanges available for 4" round and 4" x 6" rectangular lamps. Stainless steel security flanges available for 4" round lamps.

**ABS Flanges for 2" Round Lamps**

	Colour	Product Dimension	Suggested Hole Dimension	Pkg
<b>FL2000</b>	White	3" Diameter	2-5/16" Diameter	Bulk
<b>FL2001</b>	Black	3" Diameter	2-5/16" Diameter	Bulk
<b>FL2002</b>	Gray	3" Diameter	2-5/16" Diameter	Bulk
<b>FL2005</b>	Chrome	3" Diameter	2-5/16" Diameter	Bulk



**ABS Flanges for 2.5" Round Lamps**

	Colour	Product Dimension	Suggested Hole Dimension	Pkg
<b>FL2500</b>	White	3-1/2" Diameter	2-25/32" Diameter	Bulk
<b>FL2501</b>	Black	3-1/2" Diameter	2-25/32" Diameter	Bulk
<b>FL2502</b>	Gray	3-1/2" Diameter	2-25/32" Diameter	Bulk
<b>FL2505</b>	Chrome	3-1/2" Diameter	2-25/32" Diameter	Bulk



**ABS Flanges for Oval Lamps**

	Colour	Product Dimension	Suggested Hole Dimension	Pkg
<b>FL2238-0</b>	White	7-3/4" L x 3-1/2" W	6-7/8" L x 2-9/16" W Oval	Bulk
<b>FL2238-1</b>	Black	7-3/4" L x 3-1/2" W	6-7/8" L x 2-9/16" W Oval	Bulk
<b>FL2238-2</b>	Gray	7-3/4" L x 3-1/2" W	6-7/8" L x 2-9/16" W Oval	Bulk
<b>FL2238-5</b>	Chrome	7-3/4" L x 3-1/2" W	6-7/8" L x 2-9/16" W Oval	Bulk



**Flanges for 4" x 6" Lamps**

	Type	Product Dimension	Suggested Hole Dimension	Pkg
<b>FL4060SS</b>	Stainless Steel	6-1/2" L x 4-5/8" W	5-3/8" L x 3-1/2" W	Bulk



FL4060SS

Flanges for 4" Round Lamps



Type	Product Dimension	Suggested Hole Dimension	Pkg
<b>FL4000</b> ABS White	5-1/2" Diameter	4-9/16" Diameter	Bulk
<b>FL4001</b> ABS Black	5-1/2" Diameter	4-9/16" Diameter	Bulk
<b>FL4002</b> ABS Gray	5-1/2" Diameter	4-9/16" Diameter	Bulk
<b>FL4005</b> ABS Chrome	5-1/2" Diameter	4-9/16" Diameter	Bulk
<b>FL4000SS</b> Stainless Steel	5-1/2" Diameter	4-9/16" Diameter	Bulk

Security Flanges for 4" Round Lamps

Security flange features durable stainless steel flange and springs. The design requires no mounting hardware with the stainless steel clasps holding the lamp securely to the flange and to the vehicle body. Unique universal design fits a wide variety of 4" lamps.



Type	Product Dimension	Suggested Hole Dimension	Pkg
<b>FL4000SF</b> Stainless Steel	5-1/2" Diameter	4-9/16" Diameter	Bulk

Grommets

Hules

Weather resistant PVC grommets for a wide variety of lamps available in open back and closed back. Suits all LED and sealed lamps mounting applications.

Grommets for 1" x 2" Lamps



Type	Product Dimension	Suggested Hole Dimension	Pkg
<b>GR1225</b> Open Back	3" L x 1-3/8" W	2-5/8" L x 1-1/4" W	Bulk

Grommets for 2" Round Lamps



Type	Product Dimension	Suggested Hole Dimension	Pkg
<b>GR2000</b> Open Back	2-7/8" Diameter	2-5/16" Diameter	Bulk
<b>GR2001</b> Closed Back	2-7/8" Diameter	2-5/16" Diameter	Bulk



**Grommets for 2.5" Round Lamps**

	Type	Product Dimension	Suggested Hole Dimension	Pkg
<b>GR2500</b>	Open Back	3-3/8" Diameter	2-25/32" Diameter	Bulk
<b>GR2501</b>	Closed Back	3-3/8" Diameter	2-25/32" Diameter	Bulk
<b>GR2502</b>	Recessed	3-3/8" Diameter	3" Diameter	Bulk
<b>GR2504</b>	Open Back for Extra Thick Plate	3-3/8" Diameter	2-25/32" Diameter	Bulk



**Grommets for Oval Lamps**

	Type	Product Dimension	Suggested Hole Dimension	Pkg
<b>GR2238</b>	Open Back	7-3/8" L x 3-1/8" W	6-1/2" L x 2-1/2" W Oval	Bulk
<b>GR2239</b>	Closed Back	7-3/8" L x 3-1/8" W	6-1/2" L x 2-1/2" W Oval	Bulk



**Grommets for 4" Round Lamps**

	Type	Product Dimension	Suggested Hole Dimension	Pkg
<b>GR4000</b>	Open Back	5-1/4" Diameter	4-1/2" Diameter	Bulk
<b>GR4001</b>	Closed Back	5-1/4" Diameter	4-1/2" Diameter	Bulk



**Grommets for 4" x 6" Lamps**

	Type	Product Dimension	Suggested Hole Dimension	Pkg
<b>GR4060</b>	Open Back	6-3/8" L x 4-3/8" W	5-1/2" L x 3-5/8" W	Bulk



Mounting brackets are manufactured from hi-impact long life steel coated with black enamel for resistance to typical road contamination. All popular sizes available for easy installation.

## Mounting Brackets for 2" Round Lamps



MB2000

	Type	Product Dimension	Mounting Holes Distance	Pkg
<b>MB2000</b>	Right Angle	4-1/4"Lx4-1/8"Wx1-7/8"H	2-1/4" centre	Bulk

## Mounting Brackets for 2.5" Round Lamps



MB2500

	Type	Product Dimension	Mounting Holes Distance	Pkg
<b>MB2500</b>	Right Angle	4-1/4"Lx4-1/8"Wx1-7/8"H	2-1/4" centre	Bulk

## Mounting Brackets for Oval Lamps



MB2238

	Type	Product Dimension	Mounting Holes Distance	Pkg
<b>MB2238</b>	Right Angle	8-1/4"L x 4"W x 1-7/8"H	6-1/2" centre	Bulk



MB2238-1

<b>MB2238-1</b>	Offset	8-1/4"L x 6"W x 1-3/8"H	6-1/2" centre	Bulk
-----------------	--------	-------------------------	---------------	------

## Mounting Brackets for 4" Round Lamps



MB4000

	Type	Product Dimension	Mounting Holes Distance	Pkg
<b>MB4000</b>	Right Angle	6"L x 6"W x 1-7/8"H	4" centre	Bulk

## Mounting Brackets for 4" x 6" Lamps



MB4060

	Type	Product Dimension	Mounting Holes Distance	Pkg
<b>MB4060</b>	Right Angle	6-7/8"Lx5-7/8"Wx1-1/4"H	4" centre	Bulk



A variety of sealed pigtails are available in single contact for marker lamps and double contact for stop/turn/tail lamps.

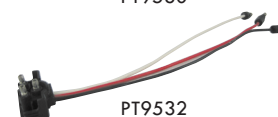
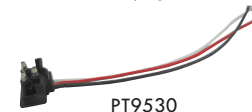
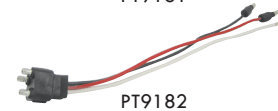

**Single Contact Pigtails**

	Type	Pkg
<b>PT6020</b>	Right Angle Plug - 6" Lead & 1 Ring (#10) Terminal	Bulk
<b>PT6022</b>	Right Angle Plug - 6" Lead & 2 Bullet (0.180) Connectors	Bulk
<b>PT6023</b>	Right Angle Female Plug: One 5" Lead w/ Bullet (0.180) Connector One 3-1/2" Lead w/ Ring (#10) Connector	Bulk
<b>PT6020-3</b>	30" String Plug Set w/ 3 Connectors & 10" Centres	Bulk
<b>PT6020-100</b>	100 ft Roll String Plug Set w/ 9" Centres	Roll
<b>PT9011</b>	Hotwire for Base Mounts	Bulk



**Double Contact Pigtails**

	Type	Pkg
<b>PT9180</b>	Straight Plug - 9" Lead & 1 Ring (#10) Terminal	Bulk
<b>PT9181</b>	Straight Plug - 6" Lead w/ Weather Proof Connector	Bulk
<b>PT9182</b>	Straight Plug - 9" Lead w/ 2 Bullet (0.180) Connectors & 1 Ring (#10) Terminal	Bulk
<b>PT9530</b>	Right Angle Plug - 9" Lead & 1 Ring (#10) Terminal	Bulk
<b>PT9532</b>	Right Angle Plug - 9" Lead & 3 Bullet (0.180) Connectors	Bulk
<b>PT9530-3</b>	48" String Plug Set w/ 3 Connectors & 12" Centres	Bulk



A variety of wire harnesses for boat & utility trailers. 12 inches to 25 feet length available.

**Trailer Wire Harnesses**



PT1002

**PT1002**

Type  
12" Lead 2-Wire Sealed Connectors - 1 Male, 1 Female (0.180)

Pkg

Bulk



PT1204

**PT1204**

12" Lead 4-Wire Flat Ribbon Wire w/ Trunk & Trailer Connectors

Bulk



PT2404

**PT2404**

24" Lead 4-Wire Flat Ribbon Wire w/ Trunk & Trailer Connectors

Bulk



PT6004

**PT6004**

60" Lead 4-Wire Flat Ribbon Wire w/ Trunk & Trailer Connectors

Bulk



PT2504

**PT2504**

25 ft Lead 4-Wire Flat Ribbon Wire w/ Trunk Trailer Connectors

Bulk



PT2505

**PT2505**

Flat Ribbon Wire Set consisting of:  
25 ft Lead 4-Wire + 18" Ground Wire w/ Trailer Connector  
4 ft Lead 4-Wire w/ Trunk Connector

Bulk

**Trunk Wire Harnesses**



PT1204T

**PT1204T**

Type  
12" Lead 4-Wire Flat Ribbon Wire w/ Trunk Connector

Pkg

Bulk



PT4804T

**PT4804T**

4 ft Lead 4-Wire Flat Ribbon Wire w/ Trunk Connector

Bulk

**Wire Harnesses for Trailer Modules**



PT9000

**PT9000**

Type  
Wire Harnesses for 2-Hole Universal Trailer Modules

Pkg

Bulk



PT9050

**PT9050**

Wire Harnesses for 2-Hole Left & Right Trailer Modules

Bulk



PT9300

**PT9300**

Wire Harnesses for 3-Hole 3 Red Lamps Universal Modules

Bulk

**PT9330**

Wire Harnesses for 3-Hole 2 Red/1 Amber Lamps Universal Modules

Bulk





**Junction Box**

This molded unit in ABS includes access hole grommets and wire retainers. Unit is di-electric tested to 4000 volts without leakage. Molded in place terminals ensure integrity of unit. 7-3/8" mounting centers required.

	Type	Dimension : 8-1/4" L x 3-3/8" W x 2-1/4" H	Pkg
<b>JB0700</b>	7-Terminal		Bulk



**Compression Fittings**

Nylon compression fittings are three part construction consisting of body, cap and grommet. Firmly grips the wiring to insure high-pull-out strength. Available in four sizes to accommodate all popular wire sizes.

	I.D.	Type	Pkg
<b>CF0312</b>	5/16"	For 2 or 3 Wire Cable	Bulk
<b>CF0500</b>	1/2"	For 4 or 5 Wire Cable	Bulk
<b>CF0750</b>	3/4"	For 7 or 8 Wire Cable	Bulk
<b>CF1000</b>	1" Oval	For 2 or 3 Wire Cable	Bulk



**Miscellaneous**

**Varios**

<b>MA3300</b>	3"x 3" Magnet with Scratch Resistant Cover	Pkg Bulk
<b>PT1300</b>	Power Adaptor w/ 13' Cord	Bulk



## SAE Lighting Identification Codes

Code	Function
A	Reflex reflector
A2	Reflex reflector for use on vehicles 2032 mm or more in width
A3	Reflex reflector for conspicuity treatment (CT), for use on vehicles 2032 mm or more in width
A4	Reflex reflector for CT (vehicle > 2032 mm width) - 50 mm wide (truck/trailer)
A5	Reflex reflector for CT (vehicle > 2032 mm width) - 75 mm wide (truck/trailer)
A6	Reflex reflector for CT (vehicle > 2032 mm width) - 100 mm wide (truck/trailer)
A7	Reflex reflector for CT (vehicle > 2032 mm width) - 25 mm wide (school bus)
C	Motorcycle auxiliary front lamp
D	Motorcycle and motor-driven cycle turn signal lamp
DL	Distributed lighting system (headlamp)
E	Side turn signal lamp - vehicles 12 m or more in length
E2	Side turn signal lamp - vehicles less than 12 m in length
EVS1	Siren - interior location
EVS2	Siren - exterior location
EVS3	Siren - under hood location
F	Front fog lamp
F2	Fog tail lamp (Rear fog light)
F3	Harmonized front fog lamp
G	Truck cargo lamp
H	Sealed beam headlamp
HC	Headlamp cleaner
HG	Discharge forward lighting headlamp
HH	Sealed beam headlamp housing
HR	Replaceable bulb headlamp (filament type)
HL	Light emitting diode (LED) headlamp
H"x"1	Harmonized headlamp type designation (example: HR1)
I	Rear mounted or front mounted turn signal lamp mounted 100 mm or more from the headlamp; for use on vehicles 2032 mm or less in width
I3	Turn signal lamp spaced from 75 mm to less than 100 mm from headlamp
I4	Turn signal lamp spaced from 60 mm to less than 75 mm from headlamp
I5	Turn signal lamp spaced less than 60 mm from headlamp
I6	Rear mounted or front mounted turn signal lamp mounted 100 mm or more from the headlamp; for use on vehicles 2032 mm or more in width
I7	Front mounted turn signal lamp mounted less than 100 mm from the headlamp, for use on vehicles 2032 mm or more in width
J1690	Flasher
K	Front cornering lamp
K2	Rear cornering lamp
L	License plate lamp
M	Motorcycle and motor-driven cycle headlamp - motorcycle type

## Codigo de Identificacion SAE para Luces

Code	Function
N	Motorcycle and motor-driven cycle headlamp - motor driven cycle type
O	Spot lamp
P	Parking lamp
P2	Sidemarkers lamp for use on vehicles 2032 mm or less in width
P3	Clearance, sidermarker and identification lamp for use on vehicles 2032 mm or more in width
PC2	Combination clearance and sidemarkers lamp for use on vehicles 2032 mm or more in width
Q	Turn signal operating unit - Class A
QB	Turn signal operating unit - Class B
QC	Vehicular hazard warning signal operating unit
QD1	Turn signal operating unit for use on vehicles 2032 mm in width - Type 1
QD2	Turn signal operating unit for use on vehicles 2032 mm in width - Type 2
QE1	Hazard warning operating unit for use on vehicles 2032 mm in width - Type 1
QE2	Hazard warning operating unit for use on vehicles 2032 mm in width - Type 2
R	Reversing (back-up) lamp
S	Stop lamp
S2	Stop lamp for use on vehicles 2032 mm or more in width
T	Tail lamp (rear position lamp)
T2	Tail lamp (rear position lamp) for use on vehicles 2032 mm or more in width
U2	High-mounted stop lamp for trucks 2032 mm or more in width
U3	Centre high-mounted stop lamp for passenger cars, light trucks and MPV's
W-1	Warning lamp for emergency, maintenance, and service vehicles - Class 1
W-2	Warning lamp for emergency, maintenance, and service vehicles - Class 2
W-3	Warning lamp for emergency, maintenance, and service vehicles - Class 3
W2	Warning lamp for school buses
W3-1	Omnidirectional warning device - Class 1
W3-2	Omnidirectional warning device - Class 2
W3-3	Omnidirectional warning device - Class 3
WS3-1	Selective coverage warning device - Class 1
WS3-2	Selective coverage warning device - Class 2
WS3-3	Selective coverage warning device - Class 3
W4	Emergency warning device (triangular shape)
W5-1	360 degree gaseous discharge lamp - Class 1
W5-2	360 degree gaseous discharge lamp - Class 2
W5-3	360 degree gaseous discharge lamp - Class 3
X	Adaptive forward lighting system
Y	Auxiliary high beam lamp
DRL	Daytime running lamp not optically combined with a headlamp low or high beam

Quoted from SAE Manual Code J759 Revision of July 2007. Information quoted for reference only.



# Referencia cruzada del Competidor

# Competitors' Cross Over

Grote #	UBLights #	Grote #	UBLights #	Grote #	UBLights #	Grote #	UBLights #
11303	HW1001	45263	ML2043A	50232	TL4300R	60101	LP1003
12004	SM301AL	45512	ML0730R	50502	TH4002R	60151	LP3000
12014	SM375AL	45513	ML0730A	50630	FM4002RA	60261	SE1225L
12052	CX600BE	45562	SEF2000R-1	50852	TL4402L	60271	SE1225C
12053	CX600SS	45563	SEF2000A-1	50862	TL4402	60301	SE1040C
12164	SM554AL	45672	ML1030R	50872	TL4403L	61051	SE4000C
12173	CX850SS	45673	ML1030A	50920	TL6400	61171	LDL6000C
12283	CX859SS	45812	SE2500R	50972	TL6400	61431	KT3405C
12293	CX850SS	45813	SE2500A	51002	TM9012R	61491	DL2050S
12303	WC6010	45822	SE2000R	51012	TM9012L	61501	DL2020
12333	WC6020	45823	SE2000A	51022	TM8050R	61821	DL6385S
12813	CX858SS	45832	SR2500R	51032	TM8050L	61831	DL6385
16023	WC6160SS	45833	SR2500A	51052	TM8050U	62171	SE4000W
16033	CX850SS	45932	MR2241R	51090	TM8000U	62231	SE2238W
16053	WC7165SS	45933	MR2241A	52182	SE2238R	62271	SE4000W
16123	WC7160SS	46322	CL3501R	52183	SE2238A	62391	LED4000-24C
16173	WC6169SS	46323	CL3501A	52193	SR2238A	62431	SE4000W
16223	WC7169SS	46412	SE1225R	52202	SE4060R	62561	LED2238-10C
16244	WC6160AL	46413	SE1225A	52203	SE4060A	63151	AG3502
20291	SE1040C	46422	KT2126R	52222	LED2238-10R	63161	AG3503
22013	WC3670	46423	KT2126A	52253	KTR2238A	63171	AG3501
22061	WC3672	46543	CL5500A	52502	LED2238C-10R	63181	AG4602
22193	WC3650	46702	ML2042R	52512	SR2238R	63191	AG4603
22233	WC6000	46703	ML2042A	52513	SR2238A	63201	AG4601
28032	CX500BE	46712	MR2041R	52522	TL4305R	63221	AX7935H
28033	CX500SS	46713	MR2041A	52543	KTR2238A	63231	AX4651H
28453	WC6050	46742	SE1040R	52572	KT3260A	63251	AG4602-24
40052	RF3001R	46743	SE1040A	52573	KT3260R	63291	AX5535
40053	RF3001A	46791	ML2040C	52592	LEDF2238-10R5	64011	AG6055
40132	RF1421R	46792	ML2040R	52612	TL4305R	64101	AGB4411
40133	RF1421A	46793	ML2040A	52672	SR4000R	64111	AGC7400
40232	RF3023R	46882	ML1020R	52682	KTR5400R	64123	AGC4415A
40233	RF3023A	46883	ML1020A	52692	SEF4000R-0	64221	AGG4412A
41002	RF2001R	46892	ML2540R	52762	LEDF2238C-10R5	64231	AGC4412
41003	RF2001A	46893	ML2540A	52772	SE4000R	64341	AGB4413
41012	RF2012R	46982	MR2020R	52773	SE4000A	64391	AGB4570
41013	RF2012A	46983	MR2020A	52782	KT3405R	64411	AX7606H
41032	RF2421R	47052	ML2030R-CB	52783	KT3405R	64441	AGB4411
41033	RF2421A	47053	ML2030A-CB	52892	SE2238R	64461	AGB4589
43212	MB4060	47073	LR2060-8A	52893	SE2238A	64471	AX4537-2
43262	LH2000P	47082	LED1225-6R	52922	SE4000R	64491	AX4570
43362	MB2238	47083	LED1225-6A	52923	SE4000A	64561	AXB7606H
43370	BM1020R	47092	LED1040-12R	52952	SE4000R	64890	AG5070
43512	MB2500	47093	LED1040-12A	52953	SE4000A	64891	AX4511
43522	MB2500	47112	LED2000-4R	53000	FM4102RA	64921	AX4589
43532	MB2000	47113	LED2000-4A	53012	KT3405R	64931	AX4411
43572	MB4000	47122	LED2500-4R	53013	KT3405R	64941	AX4413
43673	BM2043C	47123	LED2500-4A	53020	FM4302RA	64943	AX4412A
43850	BM1040B	47202	LEDF2500-4R1	53023	FM4302AA	64991	AX7606H
43952	MB2238-1	47212	LED7200R	53032	FM4102R	65202	LED1040-12R
43960	LP2000	47213	LED7200A	53062	ML2063R	65203	LED1040-12A
43962	LP2000B	47222	LED7250R	53063	ML2063A	65230	TL5441K
43970	BM1020CG	47223	LED7250A	53092	KT3260A	65282	KTL2000-4R
43980	BM1020C	47242	LED0750R	53093	KT3260R	65330	LTL5441K
45042	KT3255R	47243	LED0750A	53132	TL2050R	65362	KT3127R
45043	KT3255A	47472	KTL2500-4R	53422	LED7010R	65363	KT3127A
45062	KT3205R	47473	KTL2500-4A	53562	LLB1017P-11R	65370	TL4400K
45063	KT3250A	47812	KTL2126R	53572	LLB1017P-11R	65402	TW4000R
45063	KT3205A	47813	KTL2126A	53582	LLB1017S-11R	65432	TW4100R
45072	KTR5250R	47832	BM1021C	53612	SEF4000R-2	65432	TW4110R
45072	KTR5250R	49002	LB7250R	55220	FM4001RA	65440	TL5450K
45073	KTR5250A	49062	LB1030R	55223	FM4001AA	65450	LTL5452K
45073	KTR5250A	49112	LB1020R	55280	FM4201RA	65472	LEDF2500-4R2
45082	KT2129R	49132	LB1040R	55290	FM4201RA	65512	LED0750R
45083	KT2129A	49142	LBL2500R	55983	LED7010A	65513	LED0750A
45092	KT2140R	49162	LBL2000R	56032	FM4101R	65720	TW4112RA
45093	KT2140A	49172	LB1225R	56033	FM4101A	65730	TW4002R
45252	ML1030R	49182	LBL1225R	56033	FM4301A	66801	PT6022
45253	ML1030A	49192	LLB1017P-11R	56052	FM4301R	66811	PT9532
45262	ML2043R	50222	TH4002R	60001	LP1002	66812	PT9182

Cross over recommendations are made as per similarity in product design, function and application. Product may not be identical.

## Competitors' Cross Over

## Referencia cruzada del Competidor

Grote #	UBLights #	Truck-Lite #	UBLights #	Truck-Lite #	UBLights #	Truck-Lite #	UBLights #
66840	PT6023	41	RF3023R	2750	LFM4102-21RA	15012	LP2001B
67000	PT9180	41A	RF3023A	2803	FM4302RA	15013	LP2001C
67050	PT6020	45-3	RF2001R	3050	LED2000-10R	15033R	KTL2134R
67090	PT9530	45A-3	RF2001A	3050A	LED2000-10A	15033Y	KTL2134A
68520	PT2404	47-3	RF3001R	3051	LED2000C-10R	15039R	KTL1225R
78333	SE2000ABS	47A-3	RF3001A	3051A	LED2000C-10A	15039Y	KTL1225A
78343	SE2500ABS	54-3	RF2421R	3075	LED7200R	15050R	LBL1225R
78393	SE1040ABS	54A-3	RF2421A	3075A	LED7200A	15200C	SE1225C
91380	GR1225	434WD	DL2020	3756D	FM4402R	15200R	SE1225R
91400	GR2500	533K	TL4400K	3763	FM4101R	15200Y	SE1225A
91410	GR2502	534D	TL4400L	3812	FM4102RA	15208	SE1225L
91740	GR4000	535D	TL4400	4025	TL6400	15250	LED1225-6R
91880	GR2504	540D	TL4402L	4027	TL6400	15250Y	LED1225-6A
91950	GR4001	541	TL4402	4050	LED4000-24R	15506R	KT2134R
92070	GR2501	542	TL4403L	4050A	LED4000-24A	15506Y	KT2134A
92120	GR2000	544	TL4403	4051	LED4000C-24R	15507R	KT2132R
92150	GR2001	548D	TL2050R	4051A	LED4000C-24A	15507Y	KT2132A
92420	GR2238	580K	TW4000R	4060C	LED4000-24C	15702	GR1225
92720	GR2239	620W	AX4411	4550	LED4060-24R	15720	BM1020B
94180	GR4060	627WD	AG4601	4550A	LED4060-24A	15728	BM1020R
G1002	LR2500-4R	628WD	AG4602	4800	FM5403RA	15729	LP2000
G1003	LR2500-4A	629WD	AG4603	4801	FM5203RA	15730	LP2000B
G1032	LED2500-13R	630W	AX4419	5060	LTL6400	15732	LP2000C
G1033	LED2500-13A	630W-4	AX4570	5495WD	DL3050S	15733	BM1020RG
G1042	LED2500C-13R	631W	AX4412	6050	LED2238-24R	15741R	LB1225R
G1043	LED2500C-13A	632W	AX7609H	6050A	LED2238-24A	15745R	LB1225R
G1052	LED2500C-13R	650W	AGB4411	6051	LED2238C-24R	19006R	LED1040-12R
G1053	LED2500C-13A	650W-4	AGB4589	6051A	LED2238C-24A	19006Y	LED1040-12A
G1082	LED7250R	651W	AGC4411	6060C	LED2238-24C	19200C	SE1040C
G1083	LED7250A	652W	AGG4419	7038	SM200BP	19200R	SE1040R
G1092	LED2500-12R	653W	AGC4419	7039	SM300BP	19200Y	SE1040A
G1093	LED2500-12A	1050	LED2500-13R	7044D	SM375BP	19250R	LED1040-12R
G1502	LED1225-6R	1050A	LED2500-13A	7048D	SM554BP	19250Y	SE1040ABS
G1503	LED1225-6A	1051	LED2500C-13R	9179	BM2043C	19250Y	LED1040-12A
G1902	LED1040-12R	1051A	LED2500C-13A	00790	BM1021CG	19721	BM1040B
G1903	LED1040-12A	1052	LR2500-4R	00791	BM1021C	19726	BM1040BB
G2103	LR2060-8A	1052A	LR2500-4A	00792	BM1020CG	19739	BM1040BC
G3002	LED2000-9R	1075	LED7250R	00793	BM1020C	21251Y	LR2060-8A
G3003	LED2000-9A	1075A	LED7250A	00802	BM1021CB	26330	LP3000
G3092	LED7200R	1150	CL3501R	00809	BM1020CB	26331	LP1003
G3093	LED7200A	1150A	CL3501A	10050R	KTL2500-4R	26335	LP1002
G4002	LED4000-24R	1211	ML2040R	10050Y	KTL2500-4A	26336	LP1001
G4003	LED4000-24A	1211A	ML2040A	10202R	SE2500R	26354R	CL3501R
G4012	KTL4000-24R	1211W	ML2040C	10202Y	SE2500A	26354Y	CL3501A
G4022	LED4000C-24R	1215	LB2040R	10205R	SR2500R	26741R	LB7250R
G4022	LED4006T-40R	1259	ML2043R	10205Y	SR2500A	26771	CL3500R
G4023	LED4000C-24A	1259A	ML2043A	10250R	LED2500-4R	26771Y	CL3500A
G4023	LED4006T-40A	1312A	CL8000A	10250Y	LED2500-4A	30050R	KTL2000-4R
G4502	LED4060-24R	1320AD	CL5500A	10251R	LEDF2500-4R2	30050Y	KTL2000-4A
G4503	LED4060-24A	1507	ML1020R	10251Y	LEDF2500-4A2	30200R	SE2000R
G4602	LED2040R	1507A	ML1020A	10276R	LED7250R	30200Y	SE2000A
G4603	LED2040A	1508R	LB1020R	10276Y	LED7250A	30221R	SEF2000R-2
G5092-5	LTL6400	1520	ML0730R	10519R	KT3255R	30221Y	SEF2000A-2
G5212	LTL6400	1520A	ML0730A	10519Y	KT3255A	30222R	SES2000R-2
G5300	LFM4102-21RA	1555	ML1030R	10525R	KTR5250R	30222Y	SES2000A-2
G5530	LFML5222RA	1555A	ML1030A	10525Y	KTR5250A	30230Y	SE2000ABS
G5540	LFMR5222RA	1560	LED1225-6R	10700	GR2500	30250R	LED2000-4R
G6002	LED2238-24R	1560A	LED1225-6A	10702	GR2501	30250Y	LED2000-4A
G6003	LED2238-24C	1570	MR2020R	10704	GR2502	30251R	LEDF2000-4R2
G6012	LED2238C-24R	1570A	MR2020A	10713	GR2504	30251Y	LEDF2000-4A2
G6013	LED2238C-24A	1571AD	ML2030A-CB	10718	GR2501	30257Y	SE2000ABS
		1571D	ML2030R-CB	10719	BZ2500V	30276R	LED7200R
		1960	LED1040-12R	10725	BD2500	30276Y	LED7200A
		1960A	LED1040-12A	10729	MB2500	30503R	KT3205R
		2150A	LR2060-8A	10738	BD2500	30503Y	KT3205A
		2660	LED2040R	10740	BZ2500	30700	GR2000
		2660A	LED2040A	10744R	LB2000R	30702	GR2001
		2701	FM4301R	15008R	KT3127R	30711	GR2000
		2702	FM4301R	15008Y	KT3127A	30712	BZ2000V
		2702A	FM4301A	15011	LP2001	30713	BZ2000

Cross over recommendations are made as per similarity in product design, function and application. Product may not be identical.



# Referencia cruzada del Competidor

# Competitors' Cross Over

Truck-Lite #	UBLights #	Truck-Lite #	UBLights #	Truck-Lite #	UBLights #	Peterson #	UBLights #
30721	BD2000	44227Y	LEDF4000-56A1	80498	AG4620	104-3R	LB2500R
30722	BD2000	44231Y	LEDF4000-56AO	80560	HB1003-12	106-09	BM2043C
30728	MB2000	44302R	LED4000-10R	80561	HB7003-24	106A	MR2241A
35200R	LED0750R	44390R	TW4100-12R	80571	HB5003-12	106R	MR2241R
35200Y	LED0750A	44700	BZ4000V	80720	LH2000P	107-3A	LB1020A
40001R	KT3405R	44701	BZ4000	80722	LH2000P	107-3R	LB1020R
40001Y	KT3405A	45001R	KT4060R	81300R	TL4305R	107WA	ML1020A
40002R	KT3405R	45001Y	KT4060A	81301R	TL4305R	107WR	ML1020R
40002Y	KT3405A	45002R	KT4060R	81301Y	TL4305A	108WA	MR2041A
40003	KT3405C	45002Y	KT4060A	91241Y	LED7010A	108WR	MR2041R
40004	KT3405W	45201R	SE4060R	91242R	LED7010R	109A	CL8000A
40015R	KTR5400R	45201Y	SE4060A	91271Y	LED7010A	118A	CL5500A
40028R	KT3405R	45202R	SE4060R	91272R	LED7010R	120A	CL3500A
40028Y	KT3405A	45202Y	SE4060A	92100	LLB1017P-11R	120R	CL3500R
40041R	KT3405R	45700	GR4060	93908	PT6020-3	126A	ML2030A-CB
40041Y	KT3405A	45703	GR4060	94882	PT9532	126R	ML2030R-CB
40042R	KT3405R	45720	MB4060	94924	PT6020	135A	ML2043A
40042Y	KT3405A	60001R	KT3260R	94926	PT9180	135R	ML2043R
40044	KT3405W	60001Y	KT3260A	94962	PT9182	136-3A	LB1030A
40048R	KTR5400R	60002R	KT3260R	94964	PT6023	136-3R	LB1030R
40201R	SE4000R	60002Y	KT3260A	94972	PT6022	136A	ML1030A
40201Y	SE4000A	60004C	KT3260W	94993	PT9530	136R	ML1030R
40202R	SE4000R	60015R	KTR2238R	97614	CX8585S	138A	ML2040A
40202Y	SE4000A	60015Y	KTR2238A	97618	CX5005S	138B	ML2040B
40203	SE4000C	60083R	KT3260R	97619	CX500BE	138C	ML2040C
40204	SE4000W	60083Y	KT3260A	97621	CX6005S	138G	ML2040G
40215R	SR4000R	60092C	KT3260W	97622	CX600BE	138R	ML2040R
40222R	SEF4000R-2	60115Y	KTLR2238-9A	97627	WC6160AL	142-09	BD2500
40222Y	SEF4000A-2	60201R	SE2238R	97632	OECX7160AL	142-18	GR2502
40223	SEF4000C-2	60201Y	SE2238A	97634	OECX7160AL	142-49	PT6020
40224	SEF4000W-2	60202R	SE2238R	97691	WC3671	142A	SE2500A
40226R	SRF4000R-2	60202Y	SE2238A	97692	WC3672	142ABS	SE2500ABS
40229R	SEF4000R-2	60204C	SE2238C	97718	HW1001	142KA	KT3255A
40229Y	SEF4000A-2	60215R	SR2238R	97725	WC6000	142KR	KT3255R
40233R	SEF4000R-1	60215Y	SR2238A	97802	CX500BE	142R	SE2500R
40233Y	SEF4000A-1	60283R	SE2238R	97803	CX8505S	143-17	GR2501
40234R	SEF4000R-1	60283Y	SE2238A	97804	CX850BE	143-18	GR2500
40241R	SE4000R	60284C	SE2238C	97809	OE7165SS	143A	SR2500A
40241Y	SE4000A	60315Y	LR2238-9A	97812	WC6160SS	143FA	SRF2500A-1
40242R	SE4000R	60700	GR2238	97813	WC6165SS	143FR	SRF2500R-1
40242Y	SE4000A	60703	BZ2238	97814	CX8555S	143R	SR2500R
40244	SE4000W	60704	GR2239	97815	CX7505S	144-18	GR2501
40248R	SR4000R	60705	BZ2238V	97817	CX7555S	146-09	BD2000
40258R	SEF4000R-2	60708	GR2238	97819	CX6005S	146-18	GR2000
40258Y	SEF4000A-2	60720	MB2238	97820	CX600BE	146-182	GR2001
40259R	SEF4000R-1	60728	MB2238-1	97822	OE7160SS	146A	SE2000A
40260	SEF4000W-1	66206C	LEDF2238-10C1	97825	WC6169SS	146ABS	SE2000ABS
40261	SEF4000W-2	66250C	LED2238-10C	97827	OE7169SS	146FA	SEF2000A-1
40262	SEF4000W-1	69003C	KT3260W	97829	WC3650	146FR	SEF2000R-1
40282R	SE4000R	69203C	SE2238C	97836	WC7160SS	146KA	KT3205A
40282Y	SE4000A	70311	FM4002RA	97837	WC7165SS	146KR	KT3205R
40285R	SR4000R	80200	SB4411	97838	WC7169SS	146R	SE2000R
40637	TM9012L	80201	SB4415A	97843	WC3670	146SA	SES2000A-2
40638	TM9012R	80202	SB4509	97846	WC6050	146SR	SES2000R-2
40700	GR4000	80203	SB4589	97847	WC6010	149A	MR2020A
40720	MB4000	80334R	TL4300R	97848	WC6020	149R	MR2020R
40725	TM8000U	80335R	TL4305R	97860	WC6160AL	150-09	BM1020CG
40756	TM8050L	80339R	TH4002R	97864	CX8595S	150-091	BM1020B
40757	TM8050R	80350	DL6385S	97872	CX5005S	150-095	BM1020CB
40819	GR4000	80351	DL6385	98003R	RF1421R	150-10	BM1020C
44001Y	KTL4000-56A	80354	DL8250S	98003Y	RF1421A	150-11	BM1021CB
44002R	KTL4000-56R	80355	DL8250	98004R	RF3022R	150-12	BM1021C
44030R	KTL4000-12R	80360	AX4411	98004Y	RF3022A	150-13	BM1020CB
44041C	KTL4000-24C	80364	AGB4411	98006R	RF3012R	150-14	LP2000
44201Y	LED4000-56A	80368	AGB4415A	98006Y	RF3012A	150-141	LP2000B
44202R	LED4000-56R	80373	AXB4411			150-18	GR1225
44206C	LED4000-24C	80374	AX4509			150-49	PT6020-3
44221Y	LEDF4000-56A2	80375	AX4589			150A	SE1225A
44222R	LEDF4000-56R2	80461R	TL4404L			150C	SE1225L
44226R	LEDF4000-56R1	80493	AG4040			150KA	KT2134A

Cross over recommendations are made as per similarity in product design, function and application. Product may not be identical.

## Competitors' Cross Over

## Referencia cruzada del Competidor

Peterson #	UBLights #	Peterson #	UBLights #	Peterson #	UBLights #
150KR	KT2134R	416K	KT3260C	476A	RF3012A
150R	SE1225R	417CR-5	LED4000C-10R	476R	RF3012R
150W	SE1225C	417KCR-5	KTL4000C-10R	477A	RF2012A
153A	LED1225-6A	417KR	KTL4000-30R	477R	RF2012R
153KA	KTL2128A	417KR-3	KTL4000-10R	480A	RF2421A
153KR	KTL2128R	417KTA	KTL4000-30A	480R	RF2421R
153R	LED1225-6R	417R	LED4000T-30R	481A	RF2001A
154-09	BM1040B	417R-2C	LED4000C-10R	481R	RF2001R
154-10	BM1040BC	417R-3	LED4000-10R	483A	RF1301A
154-11	BM1040BB	417R-5	LED4000-10R	483R	RF1301R
154A	SE1040A	417TA	LED4000T-30A	487A	RF1421A
154C	SE1040C	418KR	LEDF4000-30R1	487R	RF1421R
154R	SE1040R	418TA	LEDF4000-30R1	501	PT2404
154KA	KT2140A	420CR-5	LED2238C-10R	503HF	AG3502
154KR	KT2140R	420KCR-5	KTL2238C-10R	503HT	AG3501
160A	LED0750A	420KR	KTL2238-24R	504HF	AG4602
160KA	LED0750A	420KR-3	KTL2238-10R	504HT	AG4601
160KR	LED0750R	420KR-5	KTL2238-10R	506	AG4040
160R	LED0750R	420R	LED2238-24R	507	AX4411
161A	LED1040-12A	420R-3	LED2238-10R	507-6	AX4511
161KA	LED1040-12A	420R-5	LED2238-10R	507HFM	AXM4411-C
161KR	LED1040-12R	420TA-2	LED2238-10A	507LU	AG5000
161R	LED1040-12R	421-09	MB2238	508	AXH4411
162-49	PT6020	421-18	GR2238	508LU	AG5050
162-493	PT6022	421-491	PT9530	541	TL4400K
162A	LED2500-4A	421A	SE2238A	543	TL5441K
162FA	LEDF2500-4A1	421KA	KT3260A	544	TL5450K
162FR	LEDF2500-4R1	421KR	KT3260R	549	HB5503-12
162KA	KTL2500-4A	421R	SE2238R	550	HB7003-24
162KR	KTL2500-4R	423R-3	LEDF2238-10R1	555	TW4002R
162R	LED2500-4R	423R-5	LEDF2238-10R1	602	SM554AL
164A	LED2000-4A	423TA-2	LEDF2238-10A1	603	SM301AL
164FA	LEDF2000-4A1	424-09	FL4001	608	CX850BE
164FR	LEDF2000-4R1	424R	SEF4000R-1	608X	CX850SS
164KA	KTL2000-4A	425	TL4300R	608XO	CX855SS
164KR	KTL2000-4R	425S	TL4305R	615	WC6160AL
164R	LED2000-4R	426-09	MB4000	717A	LTL7101
166A	LED7200A	426-10	TM8000U	717A	LED0710A
166R	LED7200R	426-11	TM3000U	717R	LTL7101L
168XA	LED0750-6A	426-18	GR4000	717R	LED0710R
168XR	LED0725-6R	426A	SE4000A	840	LTL5451
173A	LR2500-4A	426KA	KT3405A	840L	LTL5451L
173R	LR2500-4R	426KR	KT3405R	856	LTL7101
178XA	LED1545-6A	426R	SE4000R	856L	LTL7101L
178XR	LED1545-6R	427KR	KTR5400R	869R	LLB1017P-11R
306R	TL2050R	427R	SR4000R	940	LTL5441K
313-2	FM4402R	428	TL4402	941	LTL5451K
313R	FM4402R	428S	TL4402L	947	LTL7101K
335	FM4302RA	431-491	PT9180	2506A	ML2042A
335-2	FM4302RA	434	DL2020	2506R	ML2042R
337	FM4102RA	435	LP3000	2637A	KT2142A
337-2	FM4102RA	437	LP1001	2637R	KT2142R
339-2	FM4102R	438	LP1003	2757	ML2063A
352A	SR2238A	440	TL4400	4222	LED2238C-10A
352KA	KTR2238A	440-09	LH2000P	4223	LED2238C-10R
352R	SR2238R	440L	TL4400L	4224	LED4000C-24R
385S	DL3050S	441	TL5441	5400B	PT4808T
391	DL2050S	441L	TL5441L	7004	BZ2000V
395C	DL8250	445	TL6400	7005	BZ2000
400	LP1002	450-18	GR4060	7006	BZ2500V
408	AX5535	450A	SE4060A	7007	BZ2500
410-2	FM4402R	450KA	KT4060A	7008	BZ4000V
413S	TL4305R	450KR	KT4060R	7009	BZ4000
415	SE4000C	450R	SE4060R	7010	BZ2238V
415	SE4000W	452	TL5450RH	7011	BZ2238
415K	KT3405W	452L	TL5450LH	H4411	SB4411
415K	KT3405C	472A	RF3023A		
416	SE2238C	472R	RF3023R		
416	SE2238W	475A	RF3001A		
416K	KT3260W	475R	RF3001R		

Cross over recommendations are made as per similarity in product design, function and application. Product may not be identical.



# Indice de Numero de Parte

# Part Number Index

Part No.	Page	Part No.	Page	Part No.	Page	Part No.	Page	Part No.	Page	Part No.	Page
AG3000	16	AGB4537-2	12	AGG7609H	14	AX7935HP-24	8	CL8000A	69	FM4002RA	58
AG3000A	16	AGB4570	13	AGG7635H	14	AXB4411	11	CLR3500A	69	FM4101A	59
AG3501	17	AGB4589	9	AGG7680HIR	14	AXB4411B	11	CLR3500R	69	FM4101C	59
AG3501-24	17	AGB4589S	9	AGH3500	17	AXB4415	11	CLR3501A	69	FM4101R	59
AG3502	17	AGB4636-3	12	AGH4600	17	AXB4415A	11	CLR3501R	69	FM4102A	59
AG3502-24	17	AGB5535	10	AGH4620	16	AXB4416	11	CLR5500A	69	FM4102AA	59
AG3503	17	AGB5535-24	10	AGH5000	6	AXB4509	11	CLR8000A	69	FM4102R	59
AG3503-24	17	AGB5535-24S	10	AGH5070	8	AXB4511	11	CX500BE	80	FM4102RA	59
AG4040	16	AGB5535S	10	AGH6000	7	AXB4589	12	CX500SS	80	FM4201AA	58
AG4040-24	16	AGB7400	9	AGR3501	17	AXB5535	12	CX544BE	80	FM4201RA	58
AG4045	16	AGB7400S	9	AGR3502	17	AXB5535-24	12	CX544SS	80	FM4202AA	58
AG4045-24	16	AGB7606H	9	AGR3503	17	AXB7400	11	CX600BE	80	FM4202RA	58
AG4050	9	AGB7606HS	9	AGR4601	17	AXB7606H	12	CX600SS	80	FM4301A	60
AG4050S	9	AGB7609H	12	AGR4602	17	AXB7610H	12	CX750BE	80	FM4301C	60
AG4055	9	AGB7610H	9	AGR4603	17	AXH4411	6	CX750SS	80	FM4301R	60
AG4055S	9	AGB7610HS	9	AGR4620	16	AXH4411B	6	CX755SS	80	FM4302AA	59
AG4500	9	AGB7635H	13	AGR4621	16	AXH4415	6	CX850BE	81	FM4302RA	59
AG4601	17	AGB7680HIR	13	AGU4019	13	AXH4415A	6	CX850C-1	80	FM4402A	58
AG4601-24	17	AGC4019	13	AGU4412	13	AXH4416	6	CX850SS	81	FM4402R	58
AG4602	17	AGC4411	10	AGU4412A	13	AXH4509	6	CX855BE	81	FM5203RA	60
AG4602-24	17	AGC4411B	10	AGU4413	13	AXH4511	6	CX855C-1	80	FM5403RA	60
AG4603	17	AGC4411BS	10	AGU4419	13	AXH4589	7	CX855SS	81	FMR4001A	58
AG4603-24	17	AGC4411S	10	AGU4537-2	13	AXH5535	7	CX858SS	81	FMR4001R	58
AG4620	16	AGC4412	13	AGU4570	14	AXH5535-24	7	CX859SS	81	FMR4102A	59/60
AG4620-24	16	AGC4412A	13	AGU4636-3	13	AXH7400	7	DL2020	74	FMR4102C	59/60
AG4620-BW	16	AGC4413	13	AGU7609H	13	AXH7606H	7	DL2050	74	FMR4102R	59/60
AG4620CR	16	AGC4415	10	AGU7635H	14	AXH7610H	7	DL2050S	74	FMR5203A	60
AG4620SG	16	AGC4415A	10	AGU7680HIR	14	AXM4411-C	7	DL3050	75	FMR5203AS	60
AG4621	16	AGC4415AS	11	AX4019	7	AXM4416-C	7	DL3050S	75	FMR5203R	60
AG4621-24	16	AGC4415S	11	AX4411	6	BD2000	86	DL6380	75	GR1225	90
AG5000	6	AGC4416	10	AX4411B	6	BD2500	86	DL6380S	75	GR2000	90
AG5001	6	AGC4416S	11	AX4412	7	BM1020B	86	DL6385	75	GR2001	90
AG5050	6	AGC4419	13	AX4412A	7	BM1020C	87	DL6385S	75	GR2238	91
AG5070	8	AGC4509	10	AX4413	7	BM1020CB	87	DL8250	75	GR2239	91
AG5070-F	8	AGC4509S	11	AX4415	6	BM1020CG	87	DL8250S	75	GR2500	91
AG5070H	8	AGC4511	10	AX4415A	6	BM1020R	87	DLR2050C	74	GR2501	91
AG6000	7	AGC4511S	10	AX4416	6	BM1020RB	87	DLR2050CS	74	GR2502	91
AG6000-3	7	AGC4537-2	13	AX4419	7	BM1020RG	87	DLR3050C	75	GR2504	91
AG6000-B	7	AGC4570	13	AX4419A	8	BM1021C	87	DLR6380	75	GR4000	91
AG6000-F	7	AGC4589	10	AX4419BU	8	BM1021CB	87	DLR6380	75	GR4001	91
AG6050	12	AGC4589S	11	AX4419R	8	BM1021CG	87	DLR8250	75	GR4060	91
AG6051	12	AGC4636-3	13	AX4509	6	BM1040B	87	FL2000	89	HB1003	79
AG6052	12	AGC5535	11	AX4511	6	BM1040BB	87	FL2001	89	HB1003-12	79
AG6055	12	AGC5535-24	11	AX4537-2	7	BM1040BC	87	FL2002	89	HB1003-24	79
AGB4019	12	AGC5535-24S	11	AX4570	8	BM2043C	35/67	FL2005	89	HB1156	79
AGB4411	9	AGC5535S	11	AX4589	6	BM2500G	86	FL2238-0	89	HB1157	79
AGB4411B	9	AGC7400	10	AX4636-3	7	BZ2000	88	FL2238-1	89	HB1309	79
AGB4411BS	9	AGC7400S	11	AX4651	8	BZ2000V	88	FL2238-2	89	HB168	79
AGB4411S	9	AGC7606H	10	AX4651H	8	BZ2238	88	FL2238-5	89	HB1893	79
AGB4412	12	AGC7606HS	11	AX4652	8	BZ2238V	88	FL2500	89	HB1895	79
AGB4412A	12	AGC7609H	13	AX5535	6	BZ2500	88	FL2501	89	HB194	79
AGB4413	12	AGC7610H	10	AX5535-24	6	BZ2500V	88	FL2502	89	HB2057	79
AGB4415	9	AGC7610HS	11	AX7400	6	BZ4000	88	FL2505	89	HB3057	79
AGB4415A	9	AGC7635H	13	AX7606H	6	BZ4000V	88	FL4000	90	HB3156	79
AGB4415AS	9	AGC7680HIR	13	AX7609H	7	CF0312	95	FL4000SF	90	HB3157	79
AGB4415S	9	AGG4019	14	AX7610H	6	CF0500	95	FL4000SS	90	HB5503-12	79
AGB4416	9	AGG4412	14	AX7635H	8	CF0750	95	FL4001	90	HB5503-12BW	79
AGB4416S	9	AGG4412A	14	AX7680H-HIR	8	CF1000	95	FL4002	90	HB5504-12	79
AGB4419	12	AGG4413	14	AX7913H-HIR	8	CL3500A	69	FL4005	90	HB57	79
AGB4509	9	AGG4419	14	AX7935H	8	CL3500R	69	FL4060SS	89	HB67	79
AGB4509S	9	AGG4537-2	14	AX7935H-24	8	CL3501A	69	FM4001AA	58	HB7003-24	79
AGB4511	9	AGG4570	14	AX7935HB	8	CL3501R	69	FM4001RA	58	HB9004	79
AGB4511S	9	AGG4636-3	14	AX7935HP	8	CL5500A	69	FM4002AA	58	HB9005	79

# Part Number Index

# Indice de Numero de Parte

Part No.	Page	Part No.	Page	Part No.	Page	Part No.	Page	Part No.	Page	Part No.	Page
HB9006	79	KT3215R	62	KTL2238-24A	22	KTL4000-30R	26	KTLM2239-24R	22	KTMR2501R	64
HB9007	79	KT3250A	63	KTL2238-24C	22	KTL4000-56A	28	KTLM2239-27A	21	KTMR5401R	52
HB912	79	KT3250R	63	KTL2238-24R	22	KTL4000-56R	28	KTLM2239C-10A	20	KTR2238A	51
HB921	79	KT3255A	63	KTL2238-27A	21	KTL4000-56W	28	KTLM2239C-10R	20	KTR2238R	51
HID5050	15	KT3255R	63	KTL2238C-10A	20	KTL4000-61A	28	KTLM2239C-24A	22	KTR2239A	51
HID5050-24	15	KT3256A	63	KTL2238C-10R	20	KTL4000-61R	28	KTLM2239C-24R	22	KTR2239R	51
HID5071	15	KT3256R	63	KTL2238C-24A	22	KTL4000C-10A	23	KTLM2501-12A	40	KTR3250A	64
HID5071-24	15	KT3260A	50	KTL2238C-24R	22	KTL4000C-10R	23	KTLM2501-12R	40	KTR3250R	64
HID5072	15	KT3260C	73	KTL2239-10A	20	KTL4000C-24A	25	KTLM2501-13A	41	KTR5250A	64
HID5072-24	15	KT3260R	50	KTL2239-10C	20	KTL4000C-24R	25	KTLM2501-13R	41	KTR5250R	64
HID5073	15	KT3260W	50	KTL2239-10R	20	KTL4001-10A	23	KTLM2501-4A	39	KTR5251A	64
HID5073-24	15	KT3261A	50	KTL2239-13R	21	KTL4001-10C	23	KTLM2501-4R	39	KTR5251R	64
HID5074	15	KT3261C	73	KTL2239-24A	22	KTL4001-10R	23	KTLM2501C-13A	41	KTR5400R	52
HID5074-24	15	KT3261R	50	KTL2239-24C	22	KTL4001-12A	24	KTLM2501C-13R	41	KTR5401R	52
HW1001	81	KT3261W	50	KTL2239-24R	22	KTL4001-12R	24	KTLM4001-10A	23	KTRL2500-4A	42
HW1002	81	KT3405A	52	KTL2239-27A	21	KTL4001-24A	25	KTLM4001-10C	23	KTRL2500-4R	42
HW1003	81	KT3405C	74	KTL2239C-10A	20	KTL4001-24C	25	KTLM4001-10R	23	KTRL2501-4A	42
HW4300	54	KT3405R	52	KTL2239C-10R	20	KTL4001-24R	25	KTLM4001-12A	24	KTRL2501-4R	42
JB0700	95	KT3405W	52	KTL2239C-24A	22	KTL4001-30A	26	KTLM4001-12R	24	KTRL3251-4A	42
KT1225A	61	KT3415A	52	KTL2239C-24R	22	KTL4001-30R	26	KTLM4001-24A	25	KTRL3251-4R	42
KT1225C	72	KT3415C	74	KTL2500-12A	40	KTL4001-56A	28	KTLM4001-24C	25	KTRLM2500-4A	42
KT1225R	61	KT3415R	52	KTL2500-12R	40	KTL4001-56R	28	KTLM4001-24R	25	KTRLM2500-4R	42
KT2126A	61	KT3415W	52	KTL2500-13A	41	KTL4001-56W	28	KTLM4001-30A	26	LB1020A	78
KT2126C	72	KT4060A	53	KTL2500-13R	41	KTL4001-61A	28	KTLM4001-30R	26	LB1020R	78
KT2126R	61	KT4060R	53	KTL2500-4A	39	KTL4001-61R	28	KTLM4001-56A	28	LB1030A	78
KT2128A	61	KTL1225A	35	KTL2500-4R	39	KTL4001C-10A	23	KTLM4001-56R	28	LB1030R	78
KT2128C	72	KTL1225R	35	KTL2500C-13A	41	KTL4001C-10R	23	KTLM4001-56W	28	LB1040R	78
KT2128R	61	KTL2000-10A	38	KTL2500C-13R	41	KTL4001C-24A	25	KTLM4001-61A	28	LB1225R	78
KT2129A	61	KTL2000-10R	38	KTL2501-12A	40	KTL4001C-24R	25	KTLM4001-61R	28	LB2000R	78
KT2129C	72	KTL2000-4A	36	KTL2501-12R	40	KTL4006-40A	27	KTLM4001C-10A	23	LB2040R	78
KT2129R	61	KTL2000-4R	36	KTL2501-13A	41	KTL4006-40R	27	KTLM4001C-10R	23	LB2500R	78
KT2130A	61	KTL2000-9A	37	KTL2501-13R	41	KTL4007-40A	27	KTLM4001C-24A	25	LB7250A	78
KT2130C	72	KTL2000-9R	37	KTL2501-4A	39	KTL4007-40R	27	KTLM4001C-24R	25	LB7250R	78
KT2130R	61	KTL2000C-10A	38	KTL2501-4R	39	KTL4060-24A	29	KTLM4007-40A	27	LBL1040R	49
KT2131A	61	KTL2000C-10R	38	KTL2501C-13A	41	KTL4060-24R	29	KTLM4007-40R	27	LBL1225R	49
KT2131C	72	KTL2001-10A	38	KTL2501C-13R	41	KTL4060-60A	29	KTLM4060-24A	29	LBL2000R	49
KT2131R	61	KTL2001-10R	38	KTL3127A	35	KTL4060-60R	29	KTLM4060-24R	29	LBL2500R	49
KT2132A	61	KTL2001-4A	36	KTL3127R	35	KTL7200A	39	KTLM4060-60A	29	LDL6000C	44
KT2132C	72	KTL2001-4R	36	KTL3201-10A	38	KTL7200R	39	KTLM4060-60R	29	LDL7550C	44
KT2132R	61	KTL2001-9A	37	KTL3201-10R	38	KTL7201A	39	KTLM7200A	39	LDL8015C	44
KT2133A	61	KTL2001-9R	37	KTL3201-4A	36	KTL7201R	39	KTLM7200R	39	LDL8050C	44
KT2133C	72	KTL2001C-10A	38	KTL3201-4R	36	KTL7205A	39	KTLM7250A	43	LED0725-6A	34
KT2133R	61	KTL2001C-10R	38	KTL3201-9A	37	KTL7205R	39	KTLM7250R	43	LED0725-6R	34
KT2134A	61	KTL2126A	35	KTL3201-9R	37	KTL7250A	43	KTLR2238-9A	22	LED0750A	34
KT2134C	72	KTL2126R	35	KTL3201C-10A	38	KTL7250R	43	KTLR2239-9A	22	LED0750R	34
KT2134R	61	KTL2128A	35	KTL3201C-10R	38	KTL7251A	43	KTLRM2239-9A	22	LED0750-6A	34
KT2140A	61	KTL2128R	35	KTL3251-12A	40	KTL7251R	43	KTM2001A	62	LED0750-6R	34
KT2140C	72	KTL2129A	35	KTL3251-12R	40	KTL7255A	43	KTM2001R	62	LED1025-6A	34
KT2140R	61	KTL2129R	35	KTL3251-13A	41	KTL7255R	43	KTM2239A	50	LED1025-6R	34
KT2142A	61	KTL2130A	35	KTL3251-13R	41	KTLM2001-10A	38	KTM2239C	73	LED1040-12A	35
KT2142C	72	KTL2130R	35	KTL3251-4A	39	KTLM2001-10R	38	KTM2239R	50	LED1040-12R	35
KT2142R	61	KTL2131A	35	KTL3251-4R	39	KTLM2001-4A	36	KTM2239W	50	LED1156A	45
KT2143A	61	KTL2131R	35	KTL3251C-13A	41	KTLM2001-4R	36	KTM2501A	63	LED1156W	45
KT2143C	72	KTL2132A	35	KTL3251C-13R	41	KTLM2001-9A	37	KTM2501R	63	LED1157A	45
KT2143R	61	KTL2132R	35	KTL4000-10A	23	KTLM2001-9R	37	KTM4001A	52	LED1157R	45
KT3127A	61	KTL2133A	35	KTL4000-10C	23	KTLM2001C-10A	38	KTM4001C	74	LED1225-3A	35
KT3127C	72	KTL2133R	35	KTL4000-10R	23	KTLM2001C-10R	38	KTM4001R	52	LED1225-3R	35
KT3127R	61	KTL2134A	35	KTL4000-12A	24	KTLM2239-10A	20	KTM4001W	52	LED1225-6A	35
KT3200A	62	KTL2134R	35	KTL4000-12R	24	KTLM2239-10C	20	KTM4060A	53	LED1225-6R	35
KT3200R	62	KTL2238-10A	20	KTL4000-24A	25	KTLM2239-10R	20	KTM4060R	53	LED1545-6A	34
KT3205A	62	KTL2238-10C	20	KTL4000-24C	25	KTLM2239-13R	21	KTMR2239A	51	LED1545-6R	34
KT3205R	62	KTL2238-10R	20	KTL4000-24R	25	KTLM2239-24A	22	KTMR2239R	51	LED2000-10A	37
KT3215A	62	KTL2238-13R	21	KTL4000-30A	26	KTLM2239-24C	22	KTMR2501A	64	LED2000-10R	37





# Indice de Numero de Parte

# Part Number Index

Part No.	Page	Part No.	Page	Part No.	Page	Part No.	Page	Part No.	Page	Part No.	Page
LED2000-4A	36	LED4040-12R	24	LEDF2238-10A2	20	LEDF2500-4A1	39	LEDF7200R1	38	LRF2500-4A1	42
LED2000-4R	36	LED4040-30A	26	LEDF2238-10A5	20	LEDF2500-4A2	39	LEDF7200R2	38	LRF2500-4A2	42
LED2000-9A	36	LED4040-30R	26	LEDF2238-10C0	20	LEDF2500-4A5	39	LEDF7250A0	43	LRF2500-4A5	42
LED2000-9R	36	LED4040-40A	27	LEDF2238-10C1	20	LEDF2500-4R0	39	LEDF7250A1	43	LRF2500-4R0	42
LED2000C-10A	37	LED4040-40R	27	LEDF2238-10C2	20	LEDF2500-4R1	39	LEDF7250A2	43	LRF2500-4R1	42
LED2000C-10R	37	LED4040-56A	28	LEDF2238-10C5	20	LEDF2500-4R2	39	LEDF7250A5	43	LRF2500-4R2	42
LED2040A	35	LED4040-56R	28	LEDF2238-10R0	20	LEDF2500-4R5	39	LEDF7250R0	43	LRF2500-4R5	42
LED2040R	35	LED4040-56W	28	LEDF2238-10R1	20	LEDF2500C-13A0	41	LEDF7250R1	43	LRF4000-24R	23
LED2060-12A	34	LED4040-61A	28	LEDF2238-10R2	20	LEDF2500C-13A1	41	LEDF7250R2	43	LSL4034-30A	45
LED2060-12R	34	LED4040-61R	28	LEDF2238-10R5	20	LEDF2500C-13A2	41	LEDF7250R5	43	LSL5054-120A	45
LED2238-10A	20	LED4060-24A	29	LEDF2238-13R0	21	LEDF2500C-13A5	41	LEDM4065-18A	45	LSL8054-180A	45
LED2238-10C	20	LED4060-24R	29	LEDF2238-13R1	21	LEDF2500C-13R0	41	LEDM4065-18G	45	LSLM4034-30A	45
LED2238-10R	20	LED4060-60A	29	LEDF2238-13R2	21	LEDF2500C-13R1	41	LEDM4065-18R	45	LTL5441K	31
LED2238-13C	44	LED4060-60R	29	LEDF2238-13R5	21	LEDF2500C-13R2	41	LEDS4000-10A	23	LTL5451	31
LED2238-13R	21	LED4064-60A	29	LEDF2238-24A0	22	LEDF2500C-13R5	41	LEDS4000-10C	23	LTL5451K	31
LED2238-18A	22	LED4064-60R	29	LEDF2238-24A1	22	LEDF4000-12A0	24	LEDS4000-10R	23	LTL5451L	31
LED2238-24A	21	LED5441	31	LEDF2238-24A2	22	LEDF4000-12A1	24	LEDS4000-12A	24	LTL5452	32
LED2238-24C	21	LED5441L	31	LEDF2238-24A5	22	LEDF4000-12A2	24	LEDS4000-12R	24	LTL5452K	32
LED2238-24R	21	LED6400-16R	30	LEDF2238-24C0	22	LEDF4000-12A5	24	LEDS4000-24A	25	LTL5452L	32
LED2238-27A	21	LED6400L-16R	30	LEDF2238-24C1	22	LEDF4000-12R0	24	LEDS4000-24C	25	LTL6400	30
LED2238C-10A	20	LED7000A	30	LEDF2238-24C2	22	LEDF4000-12R1	24	LEDS4000-24R	25	LTL7001	32
LED2238C-10R	20	LED7000R	30	LEDF2238-24C5	22	LEDF4000-12R2	24	LEDS4000-30A	26	LTL7001L	32
LED2238C-24A	21	LED7010A	30	LEDF2238-24R0	22	LEDF4000-12R5	24	LEDS4000-30R	26	LTL7101	32
LED2238C-24R	21	LED7010R	30	LEDF2238-24R1	22	LEDF4000-30A0	26	LEDS4000-40A	27	LTL7101K	32
LED2238-60A	21	LED7200A	38	LEDF2238-24R2	22	LEDF4000-30A1	26	LEDS4000-40R	27	LTL7101L	32
LED2238-60R	21	LED7200R	38	LEDF2238-24R5	22	LEDF4000-30A2	26	LEDS4000-56A	27	LW5040	14
LED2500-12A	40	LED7250A	42	LEDF2238-27A0	21	LEDF4000-30A5	26	LEDS4000-56R	27	MA3300	95
LED2500-12R	40	LED7250R	42	LEDF2238-27A1	21	LEDF4000-30R0	26	LEDS4000-56W	27	MB2000	92
LED2500-13A	41	LEDAX4411-19C	14	LEDF2238-27A2	21	LEDF4000-30R1	26	LEDS4000C-10A	23	MB2238	92
LED2500-13R	41	LEDF2000-10A0	37	LEDF2238-27A5	21	LEDF4000-30R2	26	LEDS4000C-10R	23	MB2238-1	92
LED2500-4A	39	LEDF2000-10A1	37	LEDF2238C-10A0	20	LEDF4000-30R5	26	LEDS4000C-24A	25	MB2500	92
LED2500-4R	39	LEDF2000-10A2	37	LEDF2238C-10A1	20	LEDF4000-40A0	27	LEDS4000C-24R	25	MB4000	92
LED2500C-13A	41	LEDF2000-10A5	37	LEDF2238C-10A2	20	LEDF4000-40A1	27	LER5441R	31	MB4060	92
LED2500C-13R	41	LEDF2000-10R0	37	LEDF2238C-10A5	20	LEDF4000-40A2	27	LFM4102-21RA	33	ML0730A	65
LED3156A	45	LEDF2000-10R1	37	LEDF2238C-10R0	20	LEDF4000-40A5	27	LFML5212RA	33	ML0730AR	65
LED3157R	45	LEDF2000-10R2	37	LEDF2238C-10R1	20	LEDF4000-40R0	27	LFML5222RA	33	ML0730R	65
LED4000-10A	23	LEDF2000-10R5	37	LEDF2238C-10R2	20	LEDF4000-40R1	27	LFMR5212RA	33	ML1020A	65
LED4000-10C	23	LEDF2000-4A0	36	LEDF2238C-10R5	20	LEDF4000-40R2	27	LFMR5222RA	33	ML1020R	65
LED4000-10R	23	LEDF2000-4A1	36	LEDF2238C-24A0	22	LEDF4000-40R5	27	LH1000Z	71	ML1030A	65
LED4000-12A	23	LEDF2000-4A2	36	LEDF2238C-24A1	22	LEDF4000-56A0	28	LH1001Z	71	ML1030R	65
LED4000-12R	23	LEDF2000-4A5	36	LEDF2238C-24A2	22	LEDF4000-56A1	28	LH2000P	71	ML2030A-CB	66
LED4000-19C	44	LEDF2000-4R0	36	LEDF2238C-24A5	22	LEDF4000-56A2	28	LLB1017P-11R	43/49	ML2030R-CB	66
LED4000-24A	25	LEDF2000-4R1	36	LEDF2238C-24R0	22	LEDF4000-56A5	28	LLB1017S-11R	30	ML2040A	66
LED4000-24C	25	LEDF2000-4R2	36	LEDF2238C-24R1	22	LEDF4000-56R0	28	LLP2002	44	ML2040B	66
LED4000-24R	25	LEDF2000-4R5	36	LEDF2238C-24R2	22	LEDF4000-56R1	28	LP1001	70	ML2040C	66
LED4000-40R	27	LEDF2000-9A0	37	LEDF2238C-24R5	22	LEDF4000-56R2	28	LP1002	70	ML2040G	66
LED4000-56A	27	LEDF2000-9A1	37	LEDF2500-12A0	40	LEDF4000-56R5	28	LP1003	70	ML2040R	66
LED4000-56R	27	LEDF2000-9A2	37	LEDF2500-12A1	40	LEDF4000-56W0	28	LP1007	70	ML2042A	67
LED4000-56R-24	27	LEDF2000-9A5	37	LEDF2500-12A2	40	LEDF4000-56W1	28	LP2000	71	ML2042R	67
LED4000-56W	27	LEDF2000-9R0	37	LEDF2500-12A5	40	LEDF4000-56W2	28	LP2000B	71	ML2043A	67
LED4000-61A	28	LEDF2000-9R1	37	LEDF2500-12R0	40	LEDF4000-56W5	28	LP2000C	71	ML2043R	67
LED4000-61R	28	LEDF2000-9R2	37	LEDF2500-12R1	40	LEDF4000-61A0	28	LP2001	70	ML2044A	67
LED4000C-10A	23	LEDF2000-9R5	37	LEDF2500-12R2	40	LEDF4000-61A1	28	LP2001B	70	ML2044R	67
LED4000C-10R	23	LEDF2000C-10A0	38	LEDF2500-12R5	40	LEDF4000-61A2	28	LP2001C	70	ML2045A	66
LED4000C-24A	25	LEDF2000C-10A1	38	LEDF2500-13A0	41	LEDF4000-61A5	28	LP2002	71	ML2045B	66
LED4000C-24R	25	LEDF2000C-10A2	38	LEDF2500-13A1	41	LEDF4000-61R0	28	LP2002B	71	ML2045C	66
LED4000T-12A	24	LEDF2000C-10A5	38	LEDF2500-13A2	41	LEDF4000-61R1	28	LP2002C	71	ML2045G	66
LED4000T-12R	24	LEDF2000C-10R0	38	LEDF2500-13A5	41	LEDF4000-61R2	28	LP3000	71	ML2045R	66
LED4000T-30A	26	LEDF2000C-10R1	38	LEDF2500-13R0	41	LEDF4000-61R5	28	LR2060-8A	34	ML2063A	68
LED4000T-30R	26	LEDF2000C-10R2	38	LEDF2500-13R1	41	LEDF7200A0	38	LR2238-9A	22	ML2063R	68
LED4006T-40A	26	LEDF2000C-10R5	38	LEDF2500-13R2	41	LEDF7200A1	38	LR2500-4A	42	ML2540A	66
LED4006T-40R	26	LEDF2238-10A0	20	LEDF2500-13R5	41	LEDF7200A2	38	LR2500-4R	42	ML2540R	66
LED4040-12A	24	LEDF2238-10A1	20	LEDF2500-4A0	39	LEDF7200R0	38	LRF2500-4A0	42	MLR0730A	65

# Part Number Index

# Indice de Numero de Parte

Part No.	Page	Part No.	Page	Part No.	Page	Part No.	Page	Part No.	Page	Part No.	Page
MLR0730R	65	RF1501A	85	SE1225C	72	SEF4000C-2	74	TL4404	55	WC6165SS	82
MLR1020A	65	RF1501R	85	SE1225L	71	SEF4000C-5	74	TL4404L	55	WC6169SS	82
MLR1020R	65	RF2001A	85	SE1225R	61	SEF4000R-0	51	TL4440	57	WC7160SS	83
MLR1030A	65	RF2001R	85	SE2000A	62	SEF4000R-1	51	TL4440L	57	WC7165HP	82/83
MLR1030R	65	RF2012A	85	SE2000ABS	62	SEF4000R-2	51	TL5441	56	WC7165SS	83
MLR2030A-CB	66	RF2012R	85	SE2000R	62	SEF4000R-5	51	TL5441K	56	WC7169SS	83
MLR2030R-CB	66	RF2421A	86	SE2238A	50	SEF4000W-0	51	TL5441L	56	WCG6160	82
MLR2040A	67	RF2421R	86	SE2238C	73	SEF4000W-1	51	TL5450K	57	WCG7160	83
MLR2040B	67	RF3001A	85	SE2238R	50	SEF4000W-2	51	TL5450LH	57	WCR1001	82/83
MLR2040C	67	RF3001R	85	SE2238W	50	SEF4000W-5	51	TL5450RH	57		
MLR2040G	67	RF3012A	85	SE2500A	63	SES2000A-2	62	TL6400	54		
MLR2040R	67	RF3012R	85	SE2500ABS	63	SES2000R-2	62	TLR2050R	54		
MLR2042A	67	RF3022A	86	SE2500R	63	SES2500A-2	63	TLR4300R	54		
MLR2042R	67	RF3022R	86	SE4000A	51	SES2500R-2	63	TLR4402R	55		
MLR2043A	67	RF3023A	86	SE4000C	73	SM200BP	84	TLR4404R	55		
MLR2043R	67	RF3023R	86	SE4000R	51	SM201BP	84	TLR5450R	56/57		
MLR2540A	66	SB4019	18	SE4000W	51	SM300BP	84	TLR5450S	57		
MLR2540R	66	SB4411	18	SE4040ASS	51	SM301AL	84	TLR6400R	54		
MR2020A	68	SB4411B	18	SE4040CSS	74	SM375AL	84	TM3000U	47/76		
MR2020R	68	SB4412	18	SE4040RSS	51	SM375BP	84	TM3050U	76		
MR2041A	68	SB4412A	18	SE4040VSS	51	SM554AL	84	TM3053U	76		
MR2041R	68	SB4413	18	SE4060A	53	SM554BP	84	TM8000L	46/76		
MR2241A	68	SB4415	18	SE4060ASS	53	SR2238A	50	TM8000R	46/76		
MR2241R	68	SB4415A	18	SE4060R	53	SR2238R	50	TM8000U	46/76		
MRR2020A	68	SB4416	18	SE4060RSS	53	SR2500A	64	TM8050L	76		
MRR2020R	56/68	SB4419	18	SEF2000A-0	62	SR2500R	64	TM8050R	76		
MRR2041A	68	SB4419A	18	SEF2000A-1	62	SR4000R	52	TM8050U	76		
MRR2041R	68	SB4419BU	18	SEF2000A-2	62	SR4040RSS	52	TM8060U	76		
OE7160SS	82	SB4419R	18	SEF2000A-5	62	SRF2238A-0	51	TM8070U	76		
OE7165HP	82	SB4509	18	SEF2000R-0	62	SRF2238A-1	51	TM9012L	46		
OE7165SS	82	SB4511	18	SEF2000R-1	62	SRF2238A-2	51	TM9012R	46		
OE7169SS	82	SB4537-2	18	SEF2000R-2	62	SRF2238A-5	51	TM9012U	46		
OECX7160AL	82	SB4570	18	SEF2000R-5	62	SRF2238R-0	51	TM9056L	47		
OEG7160	82	SB4578	19	SEF2238A-0	50	SRF2238R-1	51	TM9056R	47		
PT1002	94	SB4589	18	SEF2238A-1	50	SRF2238R-2	51	TM9056U	47		
PT1204	94	SB4636-3	19	SEF2238A-2	50	SRF2238R-5	51	TM9312U	47		
PT1204T	94	SB4651	19	SEF2238A-5	50	SRF2500A-0	64	TM9356U	48		
PT1300	95	SB4651H	19	SEF2238C-0	73	SRF2500A-1	64	TM9412U	47		
PT2404	94	SB4652	19	SEF2238C-1	73	SRF2500A-2	64	TM9456U	48		
PT2504	94	SB4656H	19	SEF2238C-2	73	SRF2500A-5	64	TM9612U	46		
PT2505	94	SB4921-1	19	SEF2238C-5	73	SRF2500R-0	64	TM9712U	46		
PT4804T	94	SB5535	18	SEF2238R-0	50	SRF2500R-1	64	TW4000R	77		
PT6004	94	SB5535-24	18	SEF2238R-1	50	SRF2500R-2	64	TW4002R	77		
PT6020	93	SB6024H	19	SEF2238R-2	50	SRF2500R-5	64	TW4010R	77		
PT6020-100	93	SB6054H	19	SEF2238R-5	50	SRF4000R-0	52	TW4012RA	77		
PT6020-3	93	SB7400	18	SEF2238W-0	50	SRF4000R-1	52	TW4100-12R	48		
PT6022	93	SB7606H	18	SEF2238W-1	50	SRF4000R-2	52	TW4100R	48		
PT6023	93	SB7609H	19	SEF2238W-2	50	SRF4000R-5	52	TW4110-12R	48		
PT9000	94	SB7610H	18	SEF2238W-5	50	TH4001R	53	TW4110R	48		
PT9011	93	SB7635H	19	SEF2500A-0	63	TH4002R	53	TW4112RA	49		
PT9050	94	SB7680H-HIR	19	SEF2500A-1	63	THR4000R	53	TW4402R	77		
PT9180	93	SB7913H-HIR	19	SEF2500A-2	63	TL2050R	54	WB7140	83		
PT9181	93	SB7935H	19	SEF2500A-5	63	TL4300R	54	WC3630	81		
PT9182	93	SB7935H-24	19	SEF2500R-0	63	TL4305A	54	WC3650	81		
PT9300	94	SB7935HB	19	SEF2500R-1	63	TL4305R	54	WC3670	83		
PT9330	94	SB7935HID-S	15	SEF2500R-2	63	TL4400	56	WC3671	83		
PT9530	93	SB7955HID-S	15	SEF2500R-5	63	TL4400K	56	WC3672	83		
PT9530-3	93	SB9421H	19	SEF4000A-0	51	TL4400L	56	WC6000	83		
PT9532	93	SE1040A	61	SEF4000A-1	51	TL4402	55	WC6010	83		
RF1301A	85	SE1040ABS	61	SEF4000A-2	51	TL4402K	55	WC6020	83		
RF1301R	85	SE1040C	72	SEF4000A-5	51	TL4402L	55	WC6050	83		
RF1421A	85	SE1040R	61	SEF4000C-0	74	TL4403	55	WC6160AL	82		
RF1421R	85	SE1225A	61	SEF4000C-1	74	TL4403L	55	WC6160SS	82		





529 Dowd Ave.

Elizabeth, NJ 07201

Ph. 908-248-9001 Fax. 908-248-9010

Toll free: 1-877-4UBLIGHTS (877-482-544487)

[www.ublights.com](http://www.ublights.com)