

Rolloff & Hooklift Tarp Systems:

Roll-Rite® DC Series

...for Detachable Containers



Electric Tarp Systems

www.RollRite.com

Roll-Rite®



The Super Duty Motor:

Designed for bigger trucks, our patented Super Duty is the tarp industry's leading gear motor.

- **Engineered...** for high torque tarping demands
- **Unique Performance...** Unlike competitive tarp motors, the Super Duty can reach peak performance because it requires only **half the amp draw** of any other tarp motor
- **High-Polished...** Chrome-plated casing, designed for virtually corrosion-proof protection, adds a distinctive profile to your truck for a professional appearance
- **5-year Warranty...** Industry's only non-prorated warranty against premature wearout. The Super Duty gear motor is warranted for a period of 5-years



(Unit shown above with optional Super Duty Housing upgrade)

The Wind Deflector Tarp Spool & Tower:

- **Completely Pre-assembled...** tower ships complete with 98" wind deflector, gear motor and black box controls with power pack
- **Adjustable Tower...** Tower with mounting wing adjusts 36-inches from a 67-inch lowered position to an extended position of 103 inches
- **Wind Deflector...** is standard for wind and tarp protection
- **Power Pack...** complete with independent "Electric-over-Hydraulic" pump assembly with protective cover
- **Tower Worklights...** worklights standard on all towers except the DC100

The Black Box™ Controls:

Systems with adjustable features come standard with our Black Box™ wireless controls with remotes and keyfob retainer clips:

- **New Buttons...** Sealed membrane push button operation
New work light button with remote control access
- **Meets...** SAE International Standard for Heavy Duty Vehicle Applications (SAE# J1455).
- **New & Improved External Connections...** pre-wired for fast "install-ready" hookup
- **Automatic Timed Lockout...** No Key lockout needed. Press Ch1 and Ch2 buttons or keyfob to unlock or re-lock
- **360° Walk-Around...** "Since you can't tarp what you can't see, our remote operation allows more control over tarp functions to help avoid load obstructions... so you can clearly see what you are covering

W W W . R O L L

The Roll-Rite® Tarp:

Leading design and durability in truck tarps. It starts with premium fabrics and ends with detailed fabrication. With state-of-the-art fabrication techniques Roll-Rite delivers the most durable tarps with a longer life-cycle.

- **Single Piece Construction**
- **Reinforced Corners and Seams (Double-Stitched or Welded)**
- **Rear Tarp Rod Pocket Completely Lined And Reinforced With Grommets**
- **Edges Bound to Add Strength and Provide a Finished Appearance**

Super Tough Mesh



Our heavyweight Super Tough covers challenging debris in scrap, recycling and solid waste yet breathes enough to minimize flapping.

Get 3 to 5 Times Wear Life! — Users experience 3x-5x the wear life over other scrap/refuse tarps.

- Premium 13 oz Heavy Weight Woven Mesh made of 7,500 denier strands of UV resistant polypropylene
- 7x7 weave breathes enough to minimize flapping
- UV protected strands not broken down by sunlight like common PVC coated materials

Recommended Super Tough Tarps:

Call for additional tarps & custom orders.

Tarp Length	96" W
20'	86202
22'	86222
24'	86242
26'	86262
28'	86282
30'	86302

Custom Super Tough

Part#	Description
86020	up to 120" wide
86040	Pleated

The Pleated Tarp Design:

You can have the benefits of both a straight tarp and a flapped tarp with none of the hassles. Two pleated folds along the length of the tarp actually expand up to 10' wide to function like flaps. Pleated Tarps are a custom order. The Pleated Tarp lets you:

- **Eliminate shock cords**
- **Forget the seams**
- **Stop straining to reach the center of a flapped tarp**



Roll-Rite® — Clearly the Best.
1-800-297-9905

DC Series

DC100 Armless

- **Single Axles Using up to 28 feet of Pleated Tarp...**
TarpMaster® Gear Motor w/ 98" Tarp Spool with Wind Deflector, Adjustable Tower Adjusts 60" to Height of 117"; Super Tough Mesh Tarp, Tie-down Accessories & Hardware, Wireless Power Pack: Single Valve Hydraulic Pump w/Black Box™ Remote Controls, 2 Keyfobs w/Retractable Keyfob Clips
Estimated System Weight: 535lbs



(Units shown on this page with optional Super Duty Housing upgrade)

DC401

- **Single Axles Using up to 20 feet of Tarp...**
External Pivot Set. TarpMaster® 98" Tarp Spool with Wind Deflector, Stationary Tower, Outdoor Switch Electric Kit, Wide Tarp Bow Set
Estimated System Weight: 400lbs



(Shown with optional Super Duty Housing & Adjustable Tower upgrades)

DC400

- **Tandems with Similar Sized Containers Using up to 30 feet of Tarp...**
Patented Roller-Bearing Stationary Pivot Set. Super Duty 98" Tarp Spool with Wind Deflector, Adjustable Tower, Super Tough Mesh Tarp, Wireless Power Pack with Black Box™ Remote Control 2 Keyfobs w/Retractable Keyfob Clips, Wide Tarp Bow Set
Estimated System Weight: 600lbs



DC300

- **Tandems with Varying Sized Containers Using up to 30 feet of Tarp...**
Patented Sliding Pivot Set. Super Duty Gear Motor with 98" Tarp Spool with Wind Deflector, Adjustable Tower, Super Tough Mesh Tarp, Wireless Power Pack with Black Box™ Remote Control 2 Keyfobs w/Retractable Keyfob Clips, Wide Tarp Bow Set
Estimated System Weight: 845lbs



**LIGHT
WEIGHT!
ONLY:
845lbs
(DC300 SYSTEM)**

DC300 Trailer

- **Multi-Axle Trailers with Varying Sized Containers Using up to 50 feet of Tarp...**
Patented Sliding Pivot Set. Super Duty Gear Motor with 98" Tarp Spool with Wind Deflector, Adjustable Tower, Wireless Power Pack with Black Box™ Remote Control 2 Keyfobs w/Retractable Keyfob Clips, Wide Tarp Bow Set
Estimated System Weight: 895lbs



DC Series

The Roll-Rite® Arms:

Roll-Rite® tarp arms consist of a lower pivot arm and upper tarp bow. Each are made from a specially treated, high strength extruded aluminum alloy.


- **Strongest Arms...** Patented arm design and special extrusion delivers the lightest, most durable tarp arm with maximum strength to weight ratio. A complete DC300 system weighs only 845lbs. A complete DC400 system weighs only 600 lbs
- **Telescopic Fit...** Allows for easy installation and widest range of system variations
- **High Polished...** Each arm is buffed and polished to a mirror-like finish

Roll-Rite®
Pivot Arm


Roll-Rite®
Tarp Bow

The 45° Pivot Arm Offset Option:


- **Extends...** our larger pivot arm profile to the full length of your application
- **Angles...** pivot arm profile to avoid load zone or clear cab doors



The Pivot Mounts:



- **External...** spiral torsion spring pivots are suited for smaller, single axle rolloff and hooklifts. Optional mounting brackets are available



- **Stationary...** greasable roller bearing top mount works great for trucks hauling similar sized containers



- **Sliding Pivot...** adjusts to cover various sized containers from 10 to 40 cubic yards. The tapered profile tucks in above the tires and below the container rub rail, accommodates older style rollofs and clears 102" containers with room to spare

- **The Spiral Torsion Spring...** our heat treated, teflon coated springs, featured in all our pivot mount styles, are used in multiples of 4 to 16 for proper pressure on every container length



Sliding Pivots offer maximum adjustability to cover varying sized containers.



Roll-Rite® DC-Series System Ordering:

Truck & Trailer Axle:	Container Sizes	Tarp Length Up To:	Standard Motor	DC062 (Pivot Arm)	DC100 (Armless)	DC401 (External Pivot)	DC400 (Stationary Pivot)	DC300 (Sliding Pivot)	DC300 Trailers
Gooseneck/Tag Trailer	Similar up to 12'	16'	—	69062					
Single Axle	Similar up to 16'	20'	TarpMaster®		69100ST	69401			
Single Axle	Varying up to 24'	28'	TarpMaster®		69100				
Tandem Axle	Similar up to 24'	30'	Super Duty				69400ST		
Tandem Axle	Varying up to 24'	30'	Super Duty					69300ST	
Multi-Axle Trailer	Varying	50'	Super Duty						custom fit




DC062 with Pivot Arm

- Rolloff Gooseneck/Tag Trailers**

Using up to 16 feet of Premium Tarp...

6200 Series Window Shade System with 97" tarp spool with Wind Deflector (custom widths available), Stationary Tower, Tie-down Accessories & Hardware, Pivot Arm

Estimated System Weight: 400lbs



Distributed by

CLIFFSIDE BODY CORPORATION
P.O. Box 206
130 Broad Avenue
FAIRVIEW, NEW JERSEY 07022
(201) 945-3970

