

PLATFORM BODIES



— NO BODY BETTER —



Made in  
the USA



**Platform Bodies**  
VERSATILE | DURABLE | RUGGED

# Platform Bodies

Premium materials, superb craftsmanship, and advanced production techniques make Reading Platform Bodies the preferred choice for every hauling job. The versatile Reading Platform Body is built tough to handle whatever your job requires. From the A60 coating weight galvanealed coated steel construction and reinforced steel understructure to the multiple floor and side options, every inch of a Reading Platform Body means business.

## STANDARD FEATURES

- 1 Acrylic E-Coat Priming** – A 12-step electrified immersion process that fuses the primer to every surface, even hidden recessed areas. Provides the best possible protection against rust and corrosion.
- 2 Black Powder Coat Finish\*** – Smooth and highly durable polyester powder topcoat is baked on to provide outstanding protection against rust, corrosion, and the rigors of daily use.
- 3 Standard Lighting** – Recessed lights have impact resistant, reflective lenses and rubber grommets. They include wiring harnesses for clearance, marker and identification lights.
- 4 Rugged Steel Girder Understructure** – Two full-length structural steel longitudinal sills reinforced front to rear on both sides by multiple steel gussets. Longitudinal sills and full-width heavy gauge crossmembers are interlocked and welded to the one-piece steel side and end rails.\*\*
- 5 Steel Platform** – Smooth surface is protected with our primer and powder coat finish and allows for easy loading/unloading.
- 6 Platform Rails** – A60 coating weight galvanealed construction with roll-formed rails on sides and rear featuring precision pre-punched pocket holes. The platform edges meet at 90° corners.
- 7 Deep Reinforced Stake Pockets** – Extend from the top to the bottom of the platform rail and are designed to hold optional stakes or body sides firmly in place. They are reinforced with a heavy-gauge steel box welded into the side rail.

\* Also available in prime paint only.


\*\*All factory installed longitudinal sills are located for 34" wide frames.

If a different sill location is required, complete chassis information and desired dimensions must be supplied when placing order.


## FLOOR OPTIONS



Pressure Treated & Stained Yellow Pine



Deck Plate Steel



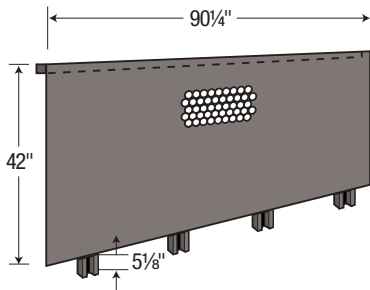
Apitong Hardwood



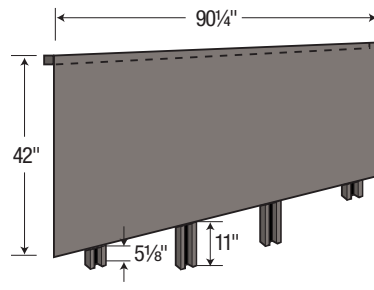
Shown with optional equipment

## BULKHEAD OPTIONS

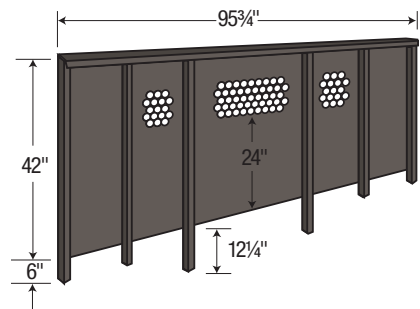
All available in 42" and 52" heights



**Solid with window** – 12-gauge bulkhead with 14-gauge posts.



**Solid Long Sill Reinforced** – 12-gauge bulkhead with 14-gauge posts, with two center posts extending down platform long sills.



**Extra Heavy-Duty** – 10-gauge bulkhead with six 3" posts of 4.1 structural steel channel. Optional 11" x 27" window available at additional cost. Only available for extra-heavy-duty stake bodies.

# SIDE OPTIONS

## Steel Stake Racks

Reading racks provide safe, secure support for your load. Built without compromise, they feature the best protection available against rust, corrosion, and the rigors of daily use.

- Posts are die formed, and steel slats are roll formed and die crimped
- Posts are arc welded to slats to form steel stake racks
- Extra heavy-duty stake pocket platforms have racks made with 12-gauge A60 coating weight galvanized steel posts and 16-gauge A60 coating weight galvanized steel slats
- The base of each stake rack is reinforced at and above the floor line
- 42"-high racks have four horizontal slats. All racks are spaced on 24" centers
- Acrylic E-Coat immersion primed and furnished with a durable baked-on powder coat top coat for the ultimate protection against rust and corrosion



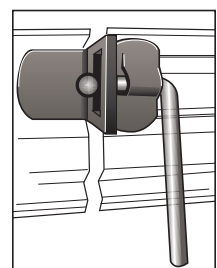
Shown with optional equipment

## Quick Release Latches

- A spring-loaded latch on one post of each rack holds it firmly in the stake pocket. To remove rack, simply trip the latch and lift the rack.
- All racks lift out individually for easier loading and unloading. Each rack section is secured to the adjoining section by a sturdy quick-release gate latch.



Cutaway showing quick-release spring latch




Quick-release gate latch

## Redi-Racks

Redi-Racks provide an effective, economical and versatile solution for hauling loose bulk loads. Forward side racks can be removed individually for easy loading of pallet materials.

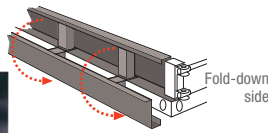
- 14-gauge A60 galvanized steel posts with 16-gauge perforated sides
- Grab handle bar on outside of Redi-Rack aids in lifting rack and can be used as a tarp tie-down
- Swing-out gates at rear
- Gates feature an upper rack connector, a spring-loaded rack lock, and hold backs for keeping the racks in a fully open position



## Contractor Sides

- 12-gauge A60 galvanized steel construction
- Sides are 14" high and removable
- A solid bulkhead is standard with contractor sides, window optional
- 4-way double hinged tailgate that is fully welded and reinforced
- Fold-down contractor sides also available

Shown with optional equipment



### Contractor Sides

Model	Approx. Wt.
CS9	430lbs.
CS10	450lbs.
CS12	470lbs.
CS14	500lbs.
CS16	530lbs.
CS18	600lbs.
CS20	670lbs.

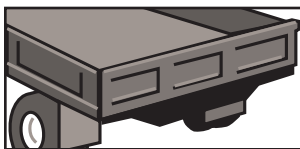
Includes 14" sides, 14" 4-way tailgate and 42" solid bulkhead.

### Fold-Down Contractor Sides

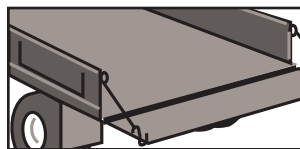
Model	Approx. Wt.
FDCS9	470lbs.
FDCS10	490lbs.
FDCS12	518lbs.
FDCS14	556lbs.
FDCS16	594lbs.
FDCS18	672lbs.
FDCS20	750lbs.

Includes 14" fold-down sides, 14" 4-way tailgate and 42" solid bulkhead.

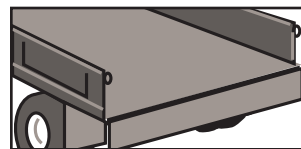
## 4-way double-hinged tailgate



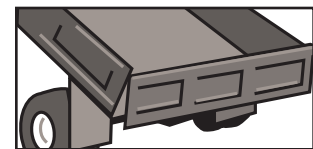
Close it for hauling



Open level to extend platform



Lower 180° for unloading



Open from bottom for dumping

# OPTIONAL EQUIPMENT

## Rear Swing-out Racks

Permits rear racks to open freely without lifting them out of the stake pockets.

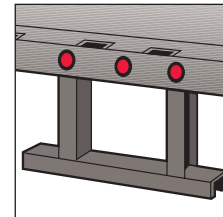


## Subframe Hoist

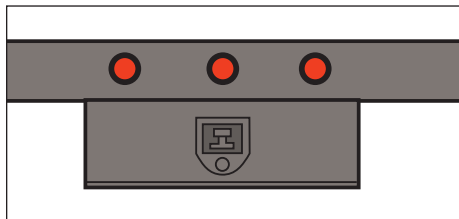
- Double-acting (power-up/power-down) 12-volt electric hydraulic power unit for ease of operation
- Hydraulic pump, plumbing and wiring included with complete hoist package
- Large diameter cylinder for increased hydraulic pressure and maximum lifting capacity
- Concentrated seal and cylinder packing for leak-free operation
- Low mount subframe easily attaches to chassis truck frame
- Black powder coat finish

## Available on Special Order:

- Extra crossmembers (12" centers)




ICC bumper

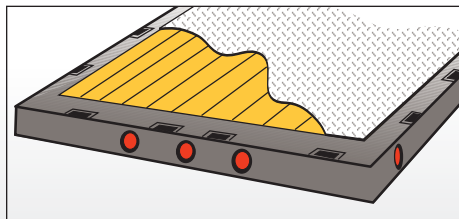


## "Possum Belly" Compartment

Storage tunnel under platform and between long sills with hinged access door

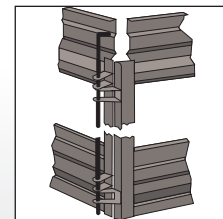


Heavy-duty recessed tie-down rings



## Deck Overlay

3/16" deck plate steel over wooden floor



Lift up swing-out hinges



PROVIDES PEACE OF MIND DOWN THE ROAD



# DIMENSIONAL DATA

96" Width Heavy-Duty Platforms					
Size	Model	Cab-to-Axle	Floor Type	Platform Weight	Rack Weight
9'	H9P	60"	3/16" Smooth Steel	1,075lbs.	375lbs.
	H9D		3/16" Deck Plate	1,155lbs.	
	H9W		2" (nominal) Wood	830lbs.	
10'	H10P	60-72"	3/16" Smooth Steel	1,160lbs.	410lbs.
	H10D		3/16" Deck Plate	1,235lbs.	
	H10W		2" (nominal) Wood	885lbs.	
12'	H12P	84"	3/16" Smooth Steel	1,395lbs.	490lbs.
	H12D		3/16" Deck Plate	1,490lbs.	
	H12W		2" (nominal) Wood	1,065lbs.	
14'	H14P	102-108"	3/16" Smooth Steel	1,620lbs.	545lbs.
	H14D		3/16" Deck Plate	1,735lbs.	
	H14W		2" (nominal) Wood	1,225lbs.	
16'	H16P	114-126"	3/16" Smooth Steel	1,850lbs.	580lbs.
	H16D		3/16" Deck Plate	1,990lbs.	
	H16W		2" (nominal) Wood	1,455lbs.	
18'	H18P	120-132"	3/16" Smooth Steel	2,040lbs.	640lbs.
	H18D		3/16" Deck Plate	2,200lbs.	
	H18W		2" (nominal) Wood	1,530lbs.	
20'	H20P	137-149"	3/16" Smooth Steel	2,235lbs.	695lbs.
	H20D		3/16" Deck Plate	2,410lbs.	
	H20W		2" (nominal) Wood	1,665lbs.	
22'	H22P	146-158"	3/16" Smooth Steel	2,640lbs.	760lbs.
	H22D		3/16" Deck Plate	2,655lbs.	
	H22W		2" (nominal) Wood	1,835lbs.	
24'	H24P	165-192"	3/16" Smooth Steel	2,690lbs.	820lbs.
	H24D		3/16" Deck Plate	2,900lbs.	
	H24W		2" (nominal) Wood	2,005lbs.	

### Heavy-Duty Platform Construction

Longitudinal sills of structural steel channel ranging from 6" 8.2 lbs. to 8" 11.5 lbs. Crossmembers are of 11-gauge roll formed "G" channel on 15" centers (average). 5-3/4" High rails are roll formed of 11-gauge A60 two-sided coated steel. Each stake pocket is reinforced with a 12-gauge steel box welded into the rails.

Extra Heavy-Duty Platforms (96" width for all platforms)					
Size	Model	Cab-to-Axle	Floor Type	Platform Weight	Rack Weight
12'	EH12P	84"	3/16" Smooth Steel	1,915lbs.	350lbs.
	EH12D		3/16" Deck Plate	2,010lbs.	
	EH12W		2" (nominal) Wood	1,585lbs.	
14'	EH12P	102-108"	3/16" Smooth Steel	2,205lbs.	390lbs.
	EH12D		3/16" Deck Plate	2,340lbs.	
	EH12W		2" (nominal) Wood	1,830lbs.	
16'	EH16P	114-126"	3/16" Smooth Steel	2,530lbs.	430lbs.
	EH16D		3/16" Deck Plate	2,670lbs.	
	EH16W		2" (nominal) Wood	2,065lbs.	
18'	EH18P	120-132"	3/16" Smooth Steel	2,790lbs.	480lbs.
	EH18D		3/16" Deck Plate	2,950lbs.	
	EH18W		2" (nominal) Wood	2,280lbs.	
20'	EH20P	137-149"	3/16" Smooth Steel	3,055lbs.	520lbs.
	EH20D		3/16" Deck Plate	3,225lbs.	
	EH20W		2" (nominal) Wood	2,480lbs.	
22'	EH22P	146-158"	3/16" Smooth Steel	3,355lbs.	560lbs.
	EH22D		3/16" Deck Plate	3,555lbs.	
	EH22W		2" (nominal) Wood	2,730lbs.	
24'	EH24P	165-192"	3/16" Smooth Steel	3,670lbs.	610lbs.
	EH24D		3/16" Deck Plate	3,880lbs.	
	EH24W		2" (nominal) Wood	2,985lbs.	

### Extra Heavy-Duty Platform Construction

Structural steel channel long sills range from 7" 9.8 lbs. to 8" 11.5 lbs. Crossmembers are of structural steel channels on 12" centers. 6"-high outer rails are die-formed of 7-gauge steel. Each stake pocket is reinforced with a 10-gauge steel box welded into the side rails and will accept a 2" x 4" stake.

**VERSATILE | DURABLE | RUGGED**



# READING HAS A FULL LINE OF TRUCK BODIES TO CHOOSE FROM ...



Classic II Service Body – Steel



Classic II Service Body – Aluminum



Classic Service Van - Aluminum



SL Service Body



Panel Body



Ready Van SL – Steel



Cranemaster 3200 Body



Platform Body



Marauder Dump Body



Redi-Dek Body



Landscaper SL Body



Redi-Rack Body



Marauder SL Dump Body



Drop Side Dump Body



Stake Body



Custom Body



— NO BODY BETTER —

All dimensions subject to plus or minus tolerance of 1/4" and all dimensions and specifications are subject to change without notice. Some items displayed in photographs are optional. Aluma-Fill, Aluma-Chock, Dual-Pro, Extend-A-Shelf, Grip-'n-Glide, Latch-Matic, Marauder, Reading, Redi-Dek, Rhino Linings, Rugged American, S.M.A.R.T Racks, Spacemaker, Tool-Mates, and TUFF STUFF are registered trademarks of The Reading Group, LLC in the United States and some foreign countries. The Reading Kangaroo is a trademarked image and may not be reproduced or used without express permission from The Reading Group.

