

POWDER  
COATED  
TOUGH™



*Building truck  
equipment since 1966*


# PLATFORMS 10' TO 24' LONG



**GODWIN MANUFACTURING COMPANY, INC.**


Highway 421 South • P.O. Box 1147 • Dunn, North Carolina 28335  
(910) 892-0141 Fax (910) 892-7402





## Heavy Duty Understructure

- 10' to 13' Bodies have 6" Structural Channel Longitudinals and 3" Structural Channel Cross-members with 12" Centers
- 14' to 24' Bodies have 7" Structural Channel Longitudinals and 4" Structural Channel Cross-members with 12" Centers



## Outside Pocket Smooth Floor

3/16" One Piece Floor up to 20'  
One Seam on Bodies over 20'

## Optional Diamond Tread Floor

3/16" Multiple Piece Seamed in 4' Increments

## Inside Pocket Smooth Floor

3/16" One Piece Floor Up to 20'  
One Seam on Bodies over 20'



# ACCESSORIES



Flatbed with removable metal sides and barn door. Also close up view of barn door latch



Inside Pocket Body with 48" plywood grain sides and swinging tailgate with grain door

Outside Pocket Flatbed with removable metal slatted sides



Flatbed, permanent sides with doubleacting tailgate and cab shield with optional window

Half and Half Headboard




24" Permanent metal sides, headboard with optional window and cab shield




Standard Trailer Hitch  
10,000 lb. capacity



ICC Rear Bumper



Combo Hitch  
10,000 lb. capacity



Federal 108 Lighting



## SPECIFICATIONS/OPTIONS/ACCESSORIES

Width	8' over all
Crossmembers	10' to 13' body 3" structural channel on 12" centers
	14" to 24" body 4" structural channel on 12" centers
	12" centers for smooth floor and tread plate floors
Longitudinals	10' to 13' body 6" structural channel
	14' to 24' body 7" structural channel
Floor	3/16" smooth plate, one piece, A572 GD 50, up to 20'
	3/16" tread plate multiple pieces
Rub Rail	3/8" x 2 1/2" flat bar (outside pocket bed)
Side Rail	10 ga formed sheet (outside pocket bed)
Pockets	2" x 4 1/4" ID 3/16" material (outside pocket bed)
	1 5/8" x 3 5/8" ID 3/16" material inside pocket bed
Head Boards	42", 50", 54" flush back 10 GA A572 GD50
Cab Protector	24" and 36" 10 GA A572 GD50

**Distributed  
by:**

**CLIFFSIDE BODY CORPORATION**  
P.O. Box 206  
130 Broad Avenue  
FAIRVIEW, NEW JERSEY 07022  
(201) 945-3970

## WARRANTY

Godwin Manufacturing Co., Inc., Dunn, N.C., warrants its products to each original retail purchaser of equipment to be free from defects in material and workmanship, under normal use and service, for a period of 180 days from the date of original delivery to purchaser. This warranty is expressly limited to the replacement or repair (at Godwin Mfg. option) of defective material or workmanship at Godwin Mfg.'s factory in Dunn, N.C. or another place designated by it, with factory specified replacement parts. This warranty does not obligate Godwin Mfg. to bear the cost of labor or transportation in replacing defective parts. Godwin Mfg. does not assume liability for loss of product, time or any other incidental or consequential damages. Parts claimed to be defective must accompany a completed Warranty Claim form.

## GODWIN MANUFACTURING COMPANY, INC.

Highway 421 South • P.O. Box 1147 • Dunn, North Carolina 28335  
(910) 892-0141 Fax (910) 892-7402