


300U & 300T

Dump Body

Developed for Performance
Engineered for Durability
Built for Results




Godwin



24" cab shield

All Godwin bodies are constructed of 10 gauge ASTM-A 607 grade 50 material or equal to ensure durability and long life. Godwin leads the industry with standard thermoset Zinc primer under black thermoset Powder coating. A 24" cab shield is standard equipment on the 300U and 300T.

Visit Godwin
Manufacturing and all
affiliated companies
on the world wide web.
www.godwinmfg.com

 **Godwin**
Manufacturing Co., Inc.

300U & 300T
Dump Body

Specifications:

Body lengths 9' and 10'

Side Heights are 23", 30", 36"

SIDES:

One piece sides with no welded seams. 10-gauge A607 grade-50 high tensile steel with boxed top rail and fully welded boxed rear corner post. 6" side board gussets with full length rub rails, and box-type side braces.

RUB RAILS:

Full length 45 degree deflector panels are an integral part of the sides.

FLOOR:

10 gauge -two piece high tensile steel floor with 2" radius corners.

FRONT WALL:

10 gauge high tensile A607 grade 50 steel. Full width integral inverted V-type horizontal bracing.

TAILGATE:

3 Panel fully boxed 10 gauge high tensile A607 grade 50 steel with boxed horizontal reinforcements and sloping lower deflector. Tailgate is 6" higher than side.

TAILGATE HARDWARE:

Heavy duty: Upper is offset cast steel hinge. Lower hook is cast steel: engages tailgate pin from top. Banjo eye keeps tailgate chain in position you select.

LIGHTS & REFLECTORS:

Federal 108 lights are standard, recessed for protection, rubber mounted and shock proof.

UNDERSTRUCTURE:


Completely jig built with 4" structural channel crossmembers on 12" centers and 6" structural channel longitudinal. Crossmembers are gusseted and welded to longitudinals.

OPTIONS:


Air tailgate latch, 36" cab shield, 8 gauge sides, 3/16" one piece floor, 6 panel tailgate, Center coal door, Grip strut walkrod, Horizontal bracing, Asphalt chute, Front corner posts



Tailgate hardware is cast steel with grease fittings.



Lower tailgate latch is 4140 grade cast steel. Latch pivots are bushing type width 1 1/4" diameter pin for extra support.



Full width rear apron for added strength. Full depth rear corner post and forged lower latches.