

# 184 U


## Dump Body

Developed for Performance  
Engineered for Durability  
Built for Results

POWDER  
COATED  
PRIMER



Dump Body




Shown with quick release  
upper tailgate hardware



24" cab shield

All Godwin bodies are constructed of 10 gauge ASTM-A 607 grade 50 material or equal. To help our bodies maintain their durability and long life they are powder coat primed black standard. A 24" cab shield is also standard equipment on the 184U.

Visit Godwin  
Manufacturing and all  
affiliated companies  
on the world wide web.  
[www.godwinmfg.com](http://www.godwinmfg.com)

 **Godwin**<sup>TM</sup>  
Manufacturing Co., Inc.



# 184 U

## Dump Body

Distributed  
by

CLIFFSIDE BODY CORPORATION

P.O. Box 206  
130 Broad Avenue  
FAIRVIEW, NEW JERSEY 07022  
(201) 945-3970

### Specifications:

Body lengths 8', 9', 10' and 11'  
Inside width is 84"

Quality Control Assures  
Top Quality

#### SIDES:

One piece sides with no welded seams. 10 gauge A607 grade-50 high tensile steel with boxed top rail and fully welded boxed rear corner post. 6" side board gussets with full length rub rails, and box-type side braces.

#### RUB RAILS:

Full length 45 degree deflector panels are an integral part of the sides.

#### FLOOR:

10 gauge -two piece high tensile steel floor with 2" floor to side radius. A607 grade-50 steel.

#### FRONT WALL:

10 gauge high tensile A607 grade 50 steel. Full width integral inverted V-type horizontal bracing.

#### TAILGATE:

3 Panel fully boxed 10 gauge high tensile A607 grade 50 steel with boxed horizontal reinforcements and sloping lower deflector. Tailgate is 6" higher than side.

#### TAILGATE HARDWARE:

Heavy duty: Standard upper hardware is offset cast steel hinge. Lower hook is cast steel: engages tailgate pin from top. Banjo eye keeps tailgate chain in position you select.

#### LIGHTS & REFLECTORS:

FMVSS 108 lights are standard, recessed for protection, rubber mounted and shock proof.

#### UNDERSTRUCTURE:

Completely jig built with 3" structural channel crossmembers on 12" centers and 5" structural channel longitudinal. Crossmembers are gusseted and welded to longitudinals.

#### OPTIONS:


36" cab shield, 8 gauge sides, 3/16" one piece floor, fold down 13" sides, 18" sides, Zinc powder primer, quick release upper hardware.



Double acting tailgate with  
drop pin upper hardware



Optional drop sides in the down position.  
The side easily unlatches with a single  
handle and folds down lower than  
the body floor. Body shown with  
additional options.



Optional quick release upper  
tailgate hardware